

# 2019-2020 FACT BOOK

Office of Institutional Research & Assessment



The New College of Florida Fact Book presents current enrollment, admission, financial aid, fiscal resources and the academic program at the eleventh member institution of the State University System of Florida.

**New College**  
THE HONORS COLLEGE of Florida



**THE 2019-2020 FACT BOOK** contains information and statistics on institutional enrollment, student characteristics, admissions policies, academic offerings, faculty and class size, fiscal resources, personnel, library resources, and physical facilities. The purpose of the book is to provide the New College community with facts about the College. The information can be used by those responsible for public presentations and reporting about New College.

The backbone of the Fact Book follows the format and definitions established by the Common Data Set widely used by college guide publishers for gathering data on undergraduate education. By standardizing the definition of key terms, the Common Data Set helps ensure that data will be comparable across institutions. Additional tables and figures which are not part of the Common Data Set are also included to provide more comprehensive information.

This book was prepared by the Office of Institutional Research & Assessment with information contributed by many New College offices. We would like to recognize the Office of Enrollment Management, the Office of the Registrar, the Business Office, Cook Library, the Office of Communications and Marketing, Student Affairs, Human Resources, and Facilities and Construction for their data and assistance.

This year's Fact Book is available online on the New College of Florida website at [ncf.edu/fact-book](http://ncf.edu/fact-book). If you would like a printed copy, it can be downloaded from the website and printed for reference. We would like to encourage you to contact us with any questions and feel free to send us your comments and suggestions for improving future editions.

**Hui-Min Wen, Ph.D., Director**

Institutional Research & Assessment

Tel: (941) 487-4601

Fax: (941) 487-4201

[ira@ncf.edu](mailto:ira@ncf.edu)

**Shane Fife, Coordinator**

Institutional Research & Assessment

Tel: (941) 487-4692

[ira@ncf.edu](mailto:ira@ncf.edu)

**Learn more: [ncf.edu/ira](http://ncf.edu/ira)**

## Brief Contents

PUBLISHED SOURCES ON NEW COLLEGE OF FLORIDA	1
ACCREDITATION	2
A. GENERAL INFORMATION	3
B. ENROLLMENT AND PERSISTENCE	4
C. FIRST-TIME, FIRST-YEAR (FRESHMAN) ADMISSIONS	14
D. TRANSFER ADMISSION	22
E. ACADEMIC OFFERINGS AND POLICIES	27
F. STUDENT LIFE	30
G. ANNUAL EXPENSES	32
H. FINANCIAL AID	34
I. INSTRUCTIONAL FACULTY AND CLASS SIZE	40
J. DEGREES CONFERRED	43
K. FISCAL RESOURCES	44
L. PERSONNEL	46
M. LIBRARY RESOURCES	48
N. PHYSICAL FACILITIES	49
COMMON DATA SET DEFINITIONS	50
FINANCIAL AID DEFINITIONS	57
INSTRUCTIONAL FACULTY DEFINITION	59

# Table of Contents

<b>PUBLISHED SOURCES ON NEW COLLEGE OF FLORIDA</b>	<b>1</b>
<b>ACCREDITATION</b>	<b>2</b>
<b>A. GENERAL INFORMATION</b>	<b>3</b>
A1. Address information	3
A2. Source of institutional control	3
A3. Classification	3
*A3a. Carnegie classification	3
A4. Academic year calendar	3
A5. Degree offered	3
<b>B. ENROLLMENT AND PERSISTENCE</b>	<b>4</b>
B1. Institutional enrollment	4
*B1a. Total transfer undergraduate students	4
*B1b. Florida residents for tuition purposes	4
*B1c. 2018-2019 Unduplicated headcount	5
B2. Enrollment by racial/ethnic category (undergraduates)	5
*B2a. Undergraduate students by age	5
*B2b. Average age of undergraduate students	5
*B2c. Undergraduate enrollment by Florida county of residence	6
*B2d. Undergraduate enrollment by U.S. college board region	7
*B2e. International students by country of origin	7
B3. Number of bachelor's degrees from July 1, 2018 to June 30, 2019	8
*B3a. Students awarded bachelor's degrees by gender and racial/ethnic category	8
*B3b. Number of bachelor's degrees 2009-2019	8
<u>B4-11. Undergraduate Graduation Rates</u>	<u>9</u>
*B11a. Income-based Graduation Rates	9
*B11b. New College first-time, full-time students four-year and six-year graduation rates	9
*B11c. First-time, full-time students four-year and six-year graduation rates 2003-2012	10
B22. Percent of Fall 2018 entering first-time, full-time undergraduate students who enrolled in Fall 2019	10
*B22a. New College first-time, full-time undergraduate students first year retention rates	10
*B22b. First-time, full-time undergraduate students first year retention rates 2008-2017	11
*B23a. Annual student credit hours 2014-2015 to 2018-2019	11
*B23b. Total annual student credit hours	12
*B23c. Annual full-time equivalent enrollment 2014-2015 to 2018-2019	12
*B24. Fall term undergraduate enrollment headcounts 2009-2019	13
<b>C. FIRST-TIME, FIRST-YEAR (FRESHMAN) ADMISSIONS</b>	<b>14</b>
<u>C1-2. Applications</u>	<u>14</u>
C1. First-time, first-year (freshman) students	14
C2. Freshman wait-listed students	14
<u>C3-5. Admissions Requirements</u>	<u>14</u>
C3. High school completion requirement	14
C4. General college-preparatory program requirement for degree-seeking students	14
C5. Distribution of high school units required and/or recommended	15
<u>C6-7. Basis for Selection</u>	<u>15</u>
C6. Basis for applicant selection	15
C7. Relative importance of academic and non-academic factors in freshman admissions decisions	16
C8. Entrance exams	16
C8a. Use of entrance exams in admission decisions for first-time, first-year, degree seeking applicants	16
C8b. Use of ACT and SAT in first-time, first-year (freshman) students' admission decisions	17
C8c. Use of SAT/ACT essay component	17
C8d. Use of applicants' test scores for academic advising	17
C8e. Test scores submission deadlines	17
<u>C9-12. Freshman Profile</u>	<u>18</u>
C9. Enrolled first-time, first-year (freshman) students' SAT/ACT test scores	18
C10. Percent of all degree-seeking, first-time, first-year (freshman) student high school class rank	18
C11. Percent of all enrolled, degree-seeking, first-time, first-year student high school grade-point averages	19

C11.	Percent of all enrolled, degree-seeking, first-time, first-year student high school grade-point averages	19
C12.	Average high school grade-point averages	19
*C12a.	Percent of first-time, first-year (freshman) students with specialized high school curriculum selection	19
*C12b.	Percent of first-time, first-year (freshman) students by secondary school type	19
<u>C13-20. Admissions Policies</u>		20
C13.	Application fee	20
C14.	Application closing date	20
C15.	First-time, first-year students accepted for terms other than the Fall	20
C16.	Notification to applicants of admission decision sent	20
C17.	Reply policy for admitted applicants	20
C17a.	Housing deposit policies	20
C18.	Deferred admission	20
C19.	Early admission of high school students	21
*C20.	Common application	21
<u>C21-22. Early Decision and Early Action</u>		21
C21.	Early decision	21
C22.	Early action	21
<b>D. TRANSFER ADMISSION</b>		<b>22</b>
D1.	Transfer admission	22
D2.	Number of transfer students in Fall 2019	22
*D2a.	Advanced standing of Fall 2019 new admits receiving transfer credits	22
<u>D3-9. Application for Admission</u>		22
D3.	Terms for which transfers may enroll	22
D4.	Minimum number of transfer credits requirement	22
D5.	Items required of transfer students to apply for admission	23
D6.	Minimum high school grade point average required of transfer applicants	23
D7.	Minimum college grade point average required of transfer applicants	23
D8.	Other application requirements specific to transfer applicants	23
D9.	Application priority, closing, notification, and candidate reply dates for transfer students	23
<u>D12-17. Transfer Credit Policies</u>		24
D12.	Lowest grade earned for any course that may be transferred for credit	24
D13-14.	Maximum number of credits or courses that may be transferred from a two-year or four-year institution	24
D16.	Minimum number of credits that transfers must complete to earn a bachelor's degree	24
D17.	Other transfer credit policies	24
<u>D18-22. Military Service Transfer Credit Policies</u>		26
<b>E. ACADEMIC OFFERINGS AND POLICIES</b>		<b>27</b>
E1.	Special study options available	27
*E1a.	Majors (areas of concentration) offered leading to a bachelor's degree	27
E3.	Areas in which all or most students are required to complete some course work prior to graduation	28
*E3a.	Majors with the highest enrollment among May 2019 graduates	28
*E3b.	Distribution of May 2019 graduates by academic division	28
*E3c.	Percent of May 2019 graduates who undertook study abroad for credit toward their degrees	29
*E3d.	Percent of May 2019 graduates who undertook off-campus study for credit toward their degrees	29
*E4.	Total endowment as reported to the National Association of College and Uni. Business Officers	29
*E5.	Total endowment as reported to NACUBO 2014-2015 to 2018-2019	29
*E6.	Alumni giving in 2018-2019	29
<b>F. STUDENT LIFE</b>		<b>30</b>
F1.	Percentage of first-time, first-year (freshman) degree-seeking students and degree-seeking undergraduates enrolled in Fall 2019 who fit the different categories	30
F2.	Activities offered	30
F3.	ROTC programs	31
F4.	Housing	31
<b>G. ANNUAL EXPENSES</b>		<b>32</b>
G0.	Internet address of institution's net price tracker	32
G1.	Undergraduate full-time tuition, required fees, room and board for 2019-2020 academic year	32
G2.	Number of credits per term a student can take for the stated full-time tuition	32
G3.	Do tuition and fees vary by year of study?	32

*G3a.	Tuition increase from academic year 2018-2019 to 2019-2020	32
G4.	Do tuition and fees vary by undergraduate instructional program?	32
G5.	Estimated expenses for a typical full-time undergraduate student for 2018-2019	33
G6.	Undergraduate per-credit-hour charges for 2019-2020	33
*G7.	Estimated full-time tuition including required fees for Academic Year 2020-2021	33
*G8.	Estimated expenses for a typical full-time undergraduate student for 2020-2021	33
<b>H.</b>	<b>FINANCIAL AID</b>	<b>34</b>
<u>H1-5.</u>	<u>Aid Awarded to Enrolled Undergraduates</u>	34
H1.	Estimated aid awarded to degree-seeking students	34
*H1a.	2018-2019 Financial aid summary	35
H2.	Number of enrolled students awarded aid	36
H2a.	Number of enrolled students awarded non-need-based scholarships and grants	36
H4.	Number of 2019 graduates who started as first time students and borrowed through loan programs	36
H5.	Average per-borrower cumulative indebtedness	37
<u>H6-7.</u>	<u>Aid to Undergraduate Degree-seeking Nonresident Aliens</u>	37
H6.	Policy regarding financial aid for undergraduate degree-seeking nonresident aliens	38
H7.	Financial aid forms nonresident alien first-year financial aid applicants must submit	38
<u>H8-11.</u>	<u>Process for First-Year/Freshman Students</u>	38
H8.	Financial aid forms domestic first-year (freshman) financial aid applicants must submit	38
H9.	Filing dates for first-year (freshman) students	38
H10.	Notification dates for first-year (freshman) students	38
H11.	Reply dates	39
<u>H12-14.</u>	<u>Types of Aid Available</u>	39
H12.	Loans	39
H13.	Need-based scholarships and grants	39
H14.	Criteria used in awarding institutional aid	39
<b>I.</b>	<b>INSTRUCTIONAL FACULTY AND CLASS SIZE</b>	<b>40</b>
I1.	Instructional faculty for Fall 2019	40
*I1a.	Additional characteristics of instructional faculty and teaching for Fall 2019	40
*I1b.	Full-time instructional faculty by tenure and rank status	41
*I1c.	Instructional faculty headcount Fall 2015 to Fall 2019	41
I2.	Student to faculty ratio	41
I3.	Undergraduate class size	42
*I3a.	Class size Fall 2014 to Fall 2019	42
<b>J.</b>	<b>DEGREES CONFERRED</b>	<b>43</b>
*J1a.	Bachelor Degrees conferred between July 1, 2018 and June 30, 2019	43
*J1b.	Master Degrees conferred between July 1, 2018 and June 30, 2019	43
<b>K.</b>	<b>FISCAL RESOURCES</b>	<b>44</b>
K1.	2019-2020 Budgeted operating expenditures	44
K2.	2017-2018 and 2018-2019 Education & General operating expenditures by program activities	44
K3.	Actual expenditures (in thousands) by fund 2015-2016 through 2019-2020	45
K4.	Education & General appropriation from 2015-2016 to 2019-2020	45
<b>L.</b>	<b>PERSONNEL</b>	<b>46</b>
L1.	Full-time employees by gender	46
L2.	Part-time employees by gender	46
L3.	Full-time employees by racial/ethnic category	47
L4.	Part-time employees by racial/ethnic category	47
<b>M.</b>	<b>LIBRARY RESOURCES</b>	<b>48</b>
M1.	Library Statistics	48
<b>N.</b>	<b>PHYSICAL FACILITIES</b>	<b>49</b>
N1.	Campus size	49
N2.	Special academic buildings/equipment on campus	49
N3.	Buildings	49
	<b>COMMON DATA SET DEFINITIONS</b>	<b>50</b>
	<b>FINANCIAL AID DEFINITIONS</b>	<b>51</b>
	<b>INSTRUCTIONAL FACULTY DEFINITION</b>	<b>59</b>

## Published Sources on New College of Florida

Unless otherwise noted, the web address for the sources listed below is [www.ncf.edu](http://www.ncf.edu), and the mailing address is 5800 Bay Shore Road, Sarasota, Florida, 34243.

### Annual Report

Financial report for the relevant fiscal year.

*Available on the web at [www.ncf.edu/about/departments-and-offices/finance-office/financial-reports/](http://www.ncf.edu/about/departments-and-offices/finance-office/financial-reports/) and from: Office of Vice President for Finance & Administration, Cook Hall, 941-487-4444*

### Course Descriptions and Class Schedule (by Semester)

Current course offerings.

*Available on the web at [www.ncf.edu/course-offerings](http://www.ncf.edu/course-offerings) and from: Office of the Registrar, Palmer Building D, 941-487-4230*

### General Catalog

Academic program and graduation requirements, descriptions of areas of concentration (majors), academic regulations, faculty and staff, other institutional information.

*Available on the web at [www.ncf.edu/general-catalog](http://www.ncf.edu/general-catalog) and from: Office of the Provost and Vice President for Academic Affairs, Cook Hall, 941-487-4200*

### President's Report

A monthly account of the news and activities of the college.

*Available on the web at [www.ncf.edu/about/departments-and-offices/presidents-office/reports-planning-documents/](http://www.ncf.edu/about/departments-and-offices/presidents-office/reports-planning-documents/) and from: Office of the President, Cook Hall, 941-487-4100*

### New College News

Monthly electronic newsletter "Nimbe" with current news and upcoming events at New College of Florida, as well as features for students, families and supporters.

*Available on the web at [news.ncf.edu](http://news.ncf.edu) and from: Office of Communications & Marketing, Palmer Building D, 941-487-4153*

### Nimbus Magazine

Current updates on College and alumnae/i activities. Published bi-annually.

*Available on the web at [www.ncf.edu/alumnaei-and-friends/stay-in-touch](http://www.ncf.edu/alumnaei-and-friends/stay-in-touch) and from the New College Alumnae/i Association, The Keating Center, 941-487-4900*



## Published Sources on New College of Florida

### State of the College Report

Each Fall, the president issues a State of the College report addressing New College's progress during the previous academic year, as well as the challenges and opportunities for the coming year.

*Available on the web at [www.ncf.edu/about/departments-and-offices/presidents-office/reports-planning-documents/](http://www.ncf.edu/about/departments-and-offices/presidents-office/reports-planning-documents/) or from Special Assistant to the President, Cook Hall, 941-487-4110*

### Student Handbook

Provides students with a quick overview of college life, academic procedures, and college policies; introduces students to the different divisions in student affairs, from residential life to student activities; and provides details about clubs, organizations, sports, and fitness opportunities on campus.

*Available from: Office of Student Affairs, Hamilton 001, 941-487-4250*

### Student Publications

*The Catalyst* is a student newspaper organized as an academic tutorial under faculty sponsorship and funded by the New College Student Alliance.

The *Tangent* is a bi-weekly magazine publication produced alternatively in place of the *Catalyst* on a rotating basis.

*Both publications are available at: [nfcatalyst.com](http://nfcatalyst.com), or can be received from the Catalyst editors at [ncfcatalyst@gmail.com](mailto:ncfcatalyst@gmail.com) or Professor Maria Vesperi, tutorial sponsor, at [mvesperi@ncf.edu](mailto:mvesperi@ncf.edu)*

### Viewbook and Other Admissions Materials

Illustrated descriptions of New College for prospective students, including admission requirements, academics, faculty, concentrations, student life, student profiles, financial aid, and fast facts.

*Available on the web at [www.ncf.edu/about/video/](http://www.ncf.edu/about/video/) and from: Office of Enrollment Management & Financial Aid, Robertson Hall, 941-487-5000*

## Accreditation

New College of Florida is accredited by the Southern Association of Colleges and Schools Commission on Colleges to award baccalaureate and master's degrees. Contact the Commission on Colleges at 1866 Southern Lane, Decatur, Georgia 30033-4097 or call 404-679-4500 for questions about the accreditation of New College of Florida.



## A. General Information

### A1. Address information:

New College of Florida  
5800 Bay Shore Road  
Sarasota, FL 34243  
Main Phone: 941-487-5000  
New College Web Site: [www.ncf.edu](http://www.ncf.edu)

### Main contacts:

Admissions and Financial Aid: 941-487-5000  
Communications & Marketing: 941-487-4153  
Institutional Research and Assessment: 941-487-4601  
President's Office: 941-487-4100  
Provost's Office: 941-487-4200  
Registrar: 941-487-4230  
Student Affairs: 941-487-4259

### Admissions information:

Phone: 941-487-5000  
Fax: 941-487-5001  
Email: [admissions@ncf.edu](mailto:admissions@ncf.edu)  
Apply online at [www.ncf.edu/Admissions](http://www.ncf.edu/Admissions)

**A2. Source of institutional control:** Public

**A3. Classification:** Residential, coeducational liberal arts college

**\*A3a. Carnegie classification:** New College is classified by the Carnegie Foundation for the Advancement of Teaching as a Baccalaureate College-Arts & Sciences (Bac/A&S).

**A4. Academic year calendar:** 4-1-4

**A5. Degrees offered:** Bachelor of Arts, Master of Science



## B. Enrollment and Persistence

### B1. Institutional enrollment:

ENROLLMENT	FULL-TIME <sup>1</sup>		PART-TIME	
Undergraduates	Men	Women	Men	Women
Degree-seeking, first-time freshman	46	101	0	0
Other first-year, degree-seeking	18	17	0	0
All other degree-seeking	199	321	0	0
<b>Total degree-seeking</b>	263	439	0	0
All other undergraduates enrolled in credit courses	0	0	0	0
<b>Total undergraduates</b>	263	439	0	0
<b>First-Professional</b>				
First-time, first-professional students	0	0	0	0
All other first-professionals	0	0	0	0
<b>Total first-professional</b>	0	0	0	0
<b>Graduate</b>				
Degree-seeking, first-time	6	8	0	0
All other degree-seeking	7	2	0	1
All other graduates enrolled in credit courses	0	0	0	0
<b>Total graduate</b>	13	10	0	1
<b>Total all undergraduates</b>				<b>702</b>
<b>Total all graduate and professional students</b>				<b>24</b>
<b>GRAND TOTAL - ALL STUDENTS</b>				<b>726</b>
Note: <sup>1</sup> <i>All New College undergraduate students are considered to be enrolled full-time.</i>				

**\*B1a. Total transfer undergraduate students:** 94 (13% of total undergraduates)

**\*B1b. Florida residents for tuition purposes:**

Enrollment	Florida		Non-Florida		Total
	#	%	#	%	#
Degree-seeking, first-time freshman	123	84%	24	16%	147
Other first-year, degree-seeking	34	97%	2	3%	36
All other degree-seeking undergraduates	450	87%	69	13%	519
Graduate students	16	67%	8	33%	24
<b>Total</b>	<b>623</b>	<b>86%</b>	<b>102</b>	<b>14%</b>	<b>726</b>

**\*B1c. 2018-2019 Unduplicated headcount (includes Spring term):**

865 total students - 836 undergraduate students & 29 graduate students

**B2. Enrollment by racial/ethnic category (undergraduates and graduates):**

Racial/Ethnic Category	Degree-Seeking First-Time First-Year		Transfer Students First-Year		Degree-Seeking Undergraduates (include first-time first-year)		Total Graduates (Both Degree and Non-Degree Seeking)	
	#	%	#	%	#	%	#	%
Nonresident Aliens	4	2.7%	2	7.7%	15	2.1%	5	20.8%
Hispanic/Latino	27	18.4%	2	7.7%	126	17.9%	2	8.3%
American Indian or Alaskan Native	0	0%	0	0%	0	0%	0	0%
Asian	4	2.7%	1	3.8%	24	3.4%	2	8.3%
Black or African American	5	3.4%	0	0%	21	3%	0	0%
Native Hawaiian or Other Pacific Islander	0	0%	0	0%	0	0%	0	0%
White	97	66.0%	20	76.9%	484	68.9%	13	54.2%
Two or more races	6	4.1%	1	3.8%	27	3.8%	0	0%
Race and/or ethnicity Unknown	4	2.7%	0	0%	5	0.7%	2	8.3%
<b>Total</b>	<b>147</b>	<b>100%</b>	<b>26</b>	<b>100%</b>	<b>702</b>	<b>100%</b>	<b>24</b>	<b>100%</b>

**\*B2a. Undergraduate students by age:**

Age Group	First-Time, First-Year Students		All Undergraduate Students	
	#	%	#	%
<16	0	0%	0	0%
16-21	147	100%	566	80.6%
22-24	0	0%	115	16.4%
25-29	0	0%	15	2.1%
30-34	0	0%	3	0.4%
35-39	0	0%	2	0.3%
40-49	0	0%	0	0%
>50	0	0%	1	0.1%

**\*B2b. Average age of undergraduate students:**

First-time, first-year, (freshman) students	18
All undergraduate students	20

**\*B2c. Undergraduate enrollment by Florida county of residence<sup>1</sup>:**

County	First-Time, First-Year Students	% of First-Time, First-Year Students	All Undergraduates	% of All Undergraduates
<b>Florida</b>	<b>108</b>	<b>73.5%</b>	<b>551</b>	<b>78.5%</b>
1 Alachua	4	2.7%	9	1.3%
2 Bay	0	0%	2	0.3%
3 Brevard	1	0.7%	15	2.1%
4 Broward	9	6.1%	43	6.1%
5 Charlotte	1	0.7%	3	0.4%
6 Citrus	1	0.7%	7	1%
7 Clay	1	0.7%	5	0.7%
8 Collier	0	0%	6	0.9%
9 Dade	13	8.8%	61	8.7%
10 Duval	3	2%	19	2.7%
11 Escambia	1	0.7%	2	0.3%
12 Gadsden	0	0%	1	0.1%
13 Hendry	0	0%	1	0.1%
14 Hernando	0	0%	6	0.9%
15 Hillsborough	8	5.4%	42	6%
16 Indian River	2	1.4%	6	0.9%
17 Jefferson	1	0.7%	1	0.1%
18 Lake	0	0%	2	0.3%
19 Lee	5	3.4%	16	2.3%
20 Leon	3	2%	20	2.8%
21 Levy	1	0.7%	1	0.1%
22 Manatee	12	8.2%	45	6.4%
23 Marion	0	0%	2	0.3%
24 Martin	0	0%	2	0.3%
25 Monroe	0	0%	4	0.6%
26 Nassau	3	2%	5	0.7%
27 Okaloosa	0	0%	3	0.4%
28 Okeechobee	0	0%	1	0.1%
29 Orange	8	5.4%	30	4.3%
30 Osceola	0	0%	4	0.6%
31 Palm Beach	3	2%	25	3.6%
32 Pasco	2	1.4%	12	1.7%
33 Pinellas	7	4.8%	31	4.4%
34 Polk	3	2%	17	2.4%
35 Putnam	0	0%	1	0.1%
36 Santa Rosa	0	0%	2	0.3%
37 Sarasota	9	6.1%	68	9.7%
38 Seminole	2	1.4%	11	1.6%
39 St. Johns	0	0%	5	0.7%
40 St. Lucie	1	0.7%	5	0.7%
41 Sumter	1	0.7%	2	0.3%
42 Union	1	0.7%	1	0.1%
43 Volusia	2	1.4%	6	0.9%
44 Walton	0	0%	1	0.1%
<b>Non-Florida</b>	<b>24</b>	<b>16.3%</b>	<b>119</b>	<b>17%</b>
<b>Non-USA</b>	<b>15</b>	<b>10.2%</b>	<b>32</b>	<b>4.6%</b>
<b>Total</b>	<b>147</b>	<b>100%</b>	<b>702</b>	<b>100%</b>
Note: <sup>1</sup> Based on students' county of residence at time of admission.				

**\*B2d. Undergraduate enrollment by U.S. College Board region<sup>1</sup>:**

U.S. College Board Region	First-Time, First-Year Students	Percent of First-Time Students	All Under- graduates	Percent of Undergraduate Students
New England (Northeast)—ME, VT, NH, MA, CT, RI	2	1.4%	14	2%
Middle States (Middle Atlantic)—NY, PA, NJ, DE, MD, DC	5	3.4%	28	4%
South excluding FL – AL, GA, KY, LA, MS, NC, SC, TN, VA	8	5.4%	28	4%
Florida	108	73.5%	551	78.5%
Midwest—MI, OH, WV, IN, IL, WI, MN, IA, MO, KS, NE, SD, ND	7	4.8%	25	3.6%
Southwest—TX, NM, OK, AR	1	0.7%	11	1.6%
West—MT, ID, WY, WA, OR, CA, NV, UT, CO, AZ, HI, AK	1	0.7%	13	1.9%
Non-USA	15	10.2%	32	4.6%
<b>Total</b>	<b>147</b>	<b>100%</b>	<b>702</b>	<b>100%</b>
New College represents students from 34 different states (Including DC) Note: <sup>1</sup> Based upon students' state of residence at time of admission.				

**\*B2e. International undergraduate students by country of origin<sup>1</sup>:**

Country of Origin	First-Time First-Year Students	All Undergraduates	Country of Origin	First-Time First-Year Students	All Undergraduates
Bahamas	0	1	Jordan	0	1
Brazil	1	1	Palestine	0	1
Canada	0	1	Russia	0	1
China	0	1	Senegal	1	1
France	0	1	United Kingdom	1	1
Germany	0	2	Venezuela	1	3
Hong Kong	0	1	Vietnam	0	1
<b>Total international students</b>				<b>4</b>	<b>17</b>
<b>Total number of countries</b>				<b>4</b>	<b>14</b>
<b>International students as percent of student body</b>				<b>0.6%</b>	<b>2.4%</b>
Note: <sup>1</sup> Include students who have permanent residency or different types of visa.					

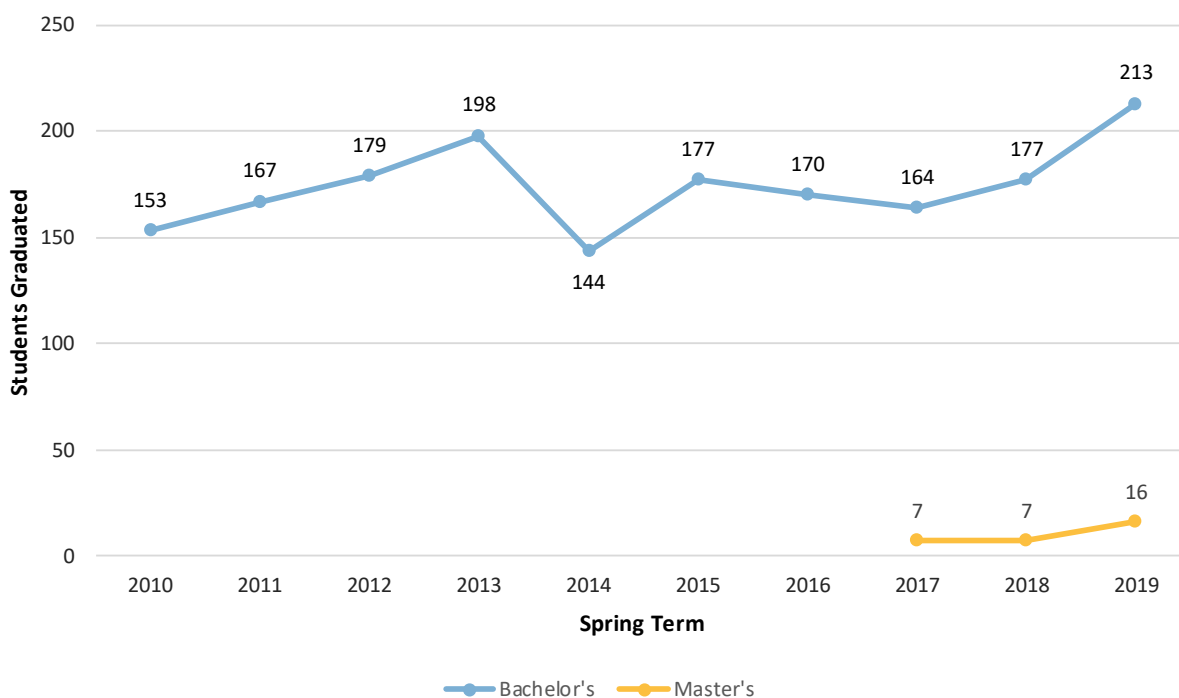
**B3. Number of bachelor's degrees awarded from July 1, 2018 to June 30, 2019: 213**

**Number of master's degrees awarded from July 1, 2018 to June 30, 2019: 16**

**\*B3a. Students awarded bachelor's degrees by gender and racial/ethnic category:**

Racial/Ethnic Category	Men		Women		Total	
	#	%	#	%	#	%
Nonresident Aliens	1	1.3%	6	4.4%	7	3.3%
Hispanic/Latino	10	13.0%	11	8.1%	21	9.9%
Black or African American	2	2.6%	3	2.2%	5	2.3%
Asian	1	1.3%	5	3.7%	6	2.8%
White	58	75.3%	103	75.7%	161	75.6%
American Indian or Alaskan Native	0	0%	0	0%	0	0%
Native Hawaiian or Other Pacific Islander	0	0%	0	0%	0	0%
Two or more races	2	2.6%	6	4.4%	8	3.8%
Race and/or ethnicity Unknown	3	3.9%	2	1.5%	5	2.3%
<b>Total</b>	<b>77</b>	<b>100%</b>	<b>136</b>	<b>100%</b>	<b>213</b>	<b>100%</b>

**\*B3b. Number of bachelor's degrees 2010-2019:**




Note: New College awards degrees only in the Spring Term.

## Undergraduate Graduation Rates

<b>B4.</b>	Initial 2013 cohort of first-time, full-time bachelor's (or equivalent) degree-seeking undergraduate students; total all students:	222
<b>B5.</b>	Of the initial 2013 cohort, how many did not persist and did not graduate for the following reasons: death, permanent disability, service in the armed forces, foreign aid service of the federal government, or official church missions; total allowable exclusions:	0
<b>B6.</b>	Final 2013 cohort, after adjusting for allowable exclusions (subtract question B5 from question B4):	222
<b>B7.</b>	Of the initial 2013 cohort, how many completed the program in four years or less (by August 31, 2016):	119
<b>*B7a</b>	Four-year graduation rate for 2013 cohort (question B7 divided by question B6):	54%
<b>B8.</b>	Of the initial 2013 cohort, how many completed the program in more than four years but in five years or less (after August 31, 2017 and by August 31, 2018):	16
<b>B9.</b>	Of the initial 2013 cohort, how many completed the program in more than five years but in six years or less (after August 31, 2018 and by August 31, 2019):	6
<b>B10.</b>	Total graduating within six years (sum of questions B7, B8, and B9):	141
<b>B11.</b>	Six-year graduation rate for 2013 cohort (question B10 divided by question B6):	64%

### \*B11a. Income-based graduation rates

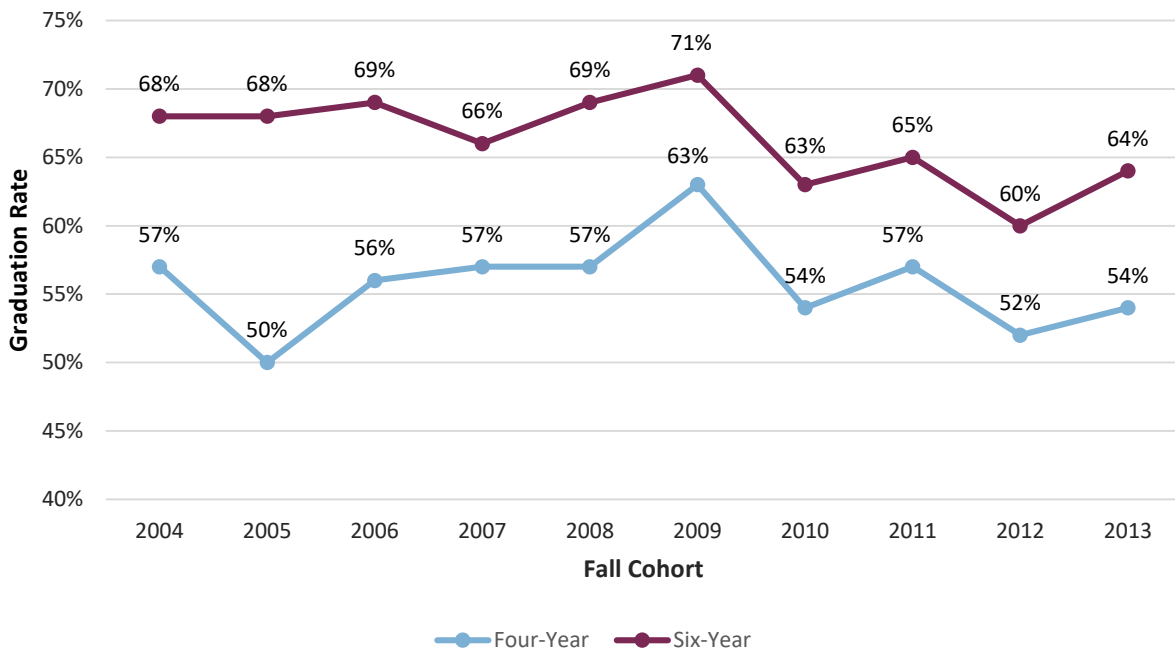
	Pell Grant Recipients	Stafford Loan Recipients who did not receive Pell Grant	Students who did not receive Pell Grant nor Stafford Loan
Initial 2013 cohort of first-time, full-time bachelor's (or equivalent) degree-seeking undergraduate students:	58	20	144
Total allowable exclusions:	0	0	0
Final adjusted 2013 cohort:	58	20	144
Total graduating in four years or less:	34	8	77
Total graduating in more than four years but in five years or less:	1	1	14
Total graduating in more than five years but in six years or less:	1	1	4
Total graduating within six years:	36	10	95
Six-year graduation rate for 2013 cohort:	62%	50%	66%



**\*B11b. New College first-time, full-time students four-year and six-year graduation rates:**

Cohort Year	Total FTICs Admitted	Number FTICs Graduated Within 4 Years	Percent FTICs Graduated Within 4 Years	Number FTICs Graduated Within 6 Years	Percent FTICs Graduated Within 6 Years
2004	189	107	57%	129	68%
2005	218	110	50%	148	68%
2006	175	98	56%	121	69%
2007	202	115	57%	133	66%
2008	222	127	57%	154	69%
2009	217	137	63%	153	71%
2010	183	98	54%	116	63%
2011	237	135	57%	153	65%
2012	223	117	52%	134	60%
2013	222	119	54%	141	64%

**\*B11c. First-time, full-time students four-year and six-year graduation rates 2004-2013:**



**B12 to B21. Not applicable.**

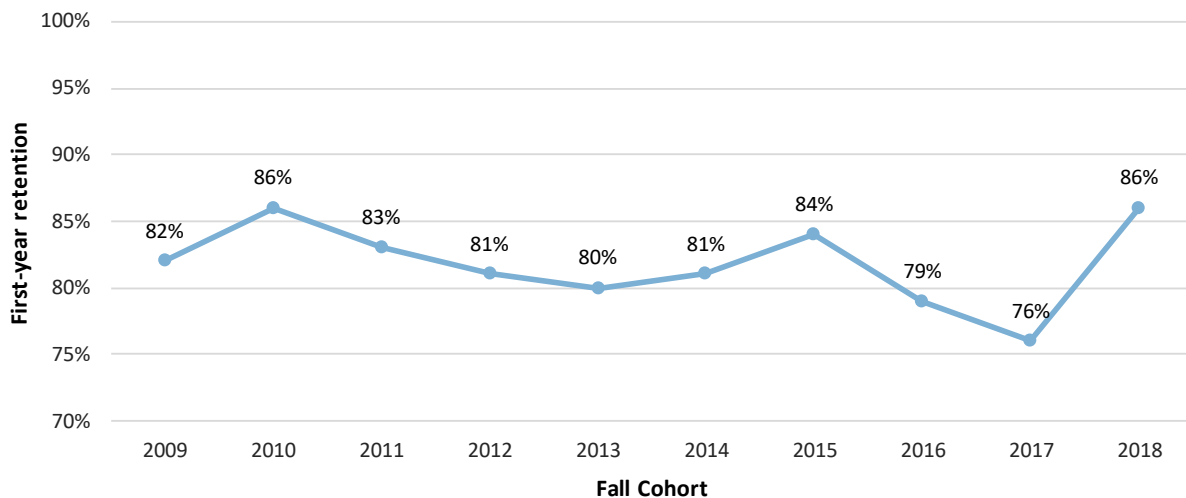
B12 to B21 are reserved for Two-Year Institutions

**B22. Percent of Fall 2018 entering first-time bachelor's degree-seeking undergraduate students who enrolled in Fall 2019: 86%**

**\*B22a. New College first-time, full-time undergraduate students first-year retention rates:**

Entering Fall Term	Entering First-Time Full-Time Cohort	Retained in the Subsequent Fall Term	First-Year Retention Rate
Fall 2009	218	179	82%
Fall 2010	183	158	86%
Fall 2011	237	196	83%
Fall 2012	223	181	81%
Fall 2013	222	177	80%
Fall 2014	235	190	81%
Fall 2015	261	220	84%
Fall 2016	231	182	79%
Fall 2017	199	151	76%
Fall 2018	192	165	86%

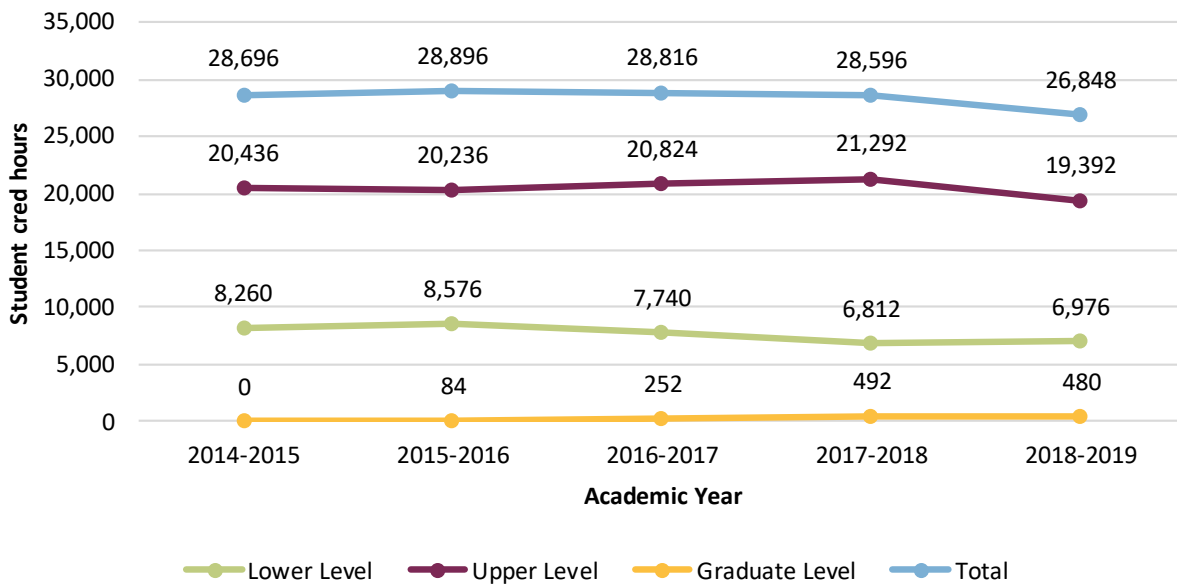
**\*B22b. First-time, full-time undergraduate students first-year retention rates 2009-2018:**



**\*B23a. Annual student credit hours 2014-2015 to 2018-2019:**

TERM	STATE-FUNDABLE STUDENT CREDIT HOURS				NON-STATE-FUNDABLE STUDENT CREDIT HOURS				TOTAL STUDENT CREDIT HOURS			
	Lower Level	Upper Level	Grad. Level	Total	Lower Level	Upper Level	Grad. Level	Total	Lower Level	Upper Level	Grad. Level	Total
<b>Academic Year 2018-2019</b>												
Fall 2018	3,944	11,152	297	15,393	40	16		56	3,984	11,168	297	15,449
Spring 2019	2,960	8,212	183	11,355	32	12		44	2,992	8,224	183	11,399
<b>Total</b>	<b>6,904</b>	<b>19,364</b>	<b>480</b>	<b>26,748</b>	<b>72</b>	<b>28</b>		<b>100</b>	<b>6,976</b>	<b>19,392</b>	<b>480</b>	<b>26,848</b>
<b>Academic Year 2017-2018</b>												
Fall 2017	4,168	11,596	267	16,031	20	108		128	4,188	11,704	267	16,159
Spring 2018	2,624	9,520	225	12,369		68		68	2,624	9,588	225	12,437
<b>Total</b>	<b>6,792</b>	<b>21,116</b>	<b>492</b>	<b>28,400</b>	<b>20</b>	<b>176</b>		<b>196</b>	<b>6,812</b>	<b>21,292</b>	<b>492</b>	<b>28,596</b>
<b>Academic Year 2016-2017</b>												
Fall 2016	4,520	11,576	147	16,243	20	164		184	4,540	11,740	147	16,427
Spring 2017	3,200	8,968	105	12,273		116		116	3,200	9,084	105	12,389
<b>Total</b>	<b>7,720</b>	<b>20,544</b>	<b>252</b>	<b>28,516</b>	<b>20</b>	<b>280</b>		<b>300</b>	<b>7,740</b>	<b>20,824</b>	<b>252</b>	<b>28,816</b>
<b>Academic Year 2015-2016</b>												
Fall 2015	4,940	11,340		16,280	40	140		180	4,980	11,480		16,460
Spring 2016	3,564	8,640	84	12,288	32	92		124	3,596	8,732	84	12,412
Summer 2016		24		24						24		24
<b>Total</b>	<b>8,504</b>	<b>20,004</b>	<b>84</b>	<b>28,592</b>	<b>72</b>	<b>232</b>		<b>304</b>	<b>8,576</b>	<b>20,236</b>	<b>84</b>	<b>28,896</b>
<b>Academic Year 2014-2015</b>												
Fall 2014	4,872	10,872		15,744	76	76		152	4,948	10,948		15,896
Spring 2015	3,280	9,392		12,672	32	96		128	3,312	9,488		12,800
<b>Total</b>	<b>8,152</b>	<b>20,264</b>		<b>28,416</b>	<b>108</b>	<b>172</b>		<b>280</b>	<b>8,260</b>	<b>20,436</b>		<b>28,696</b>

**\*B23b. Total annual student credit hours:**

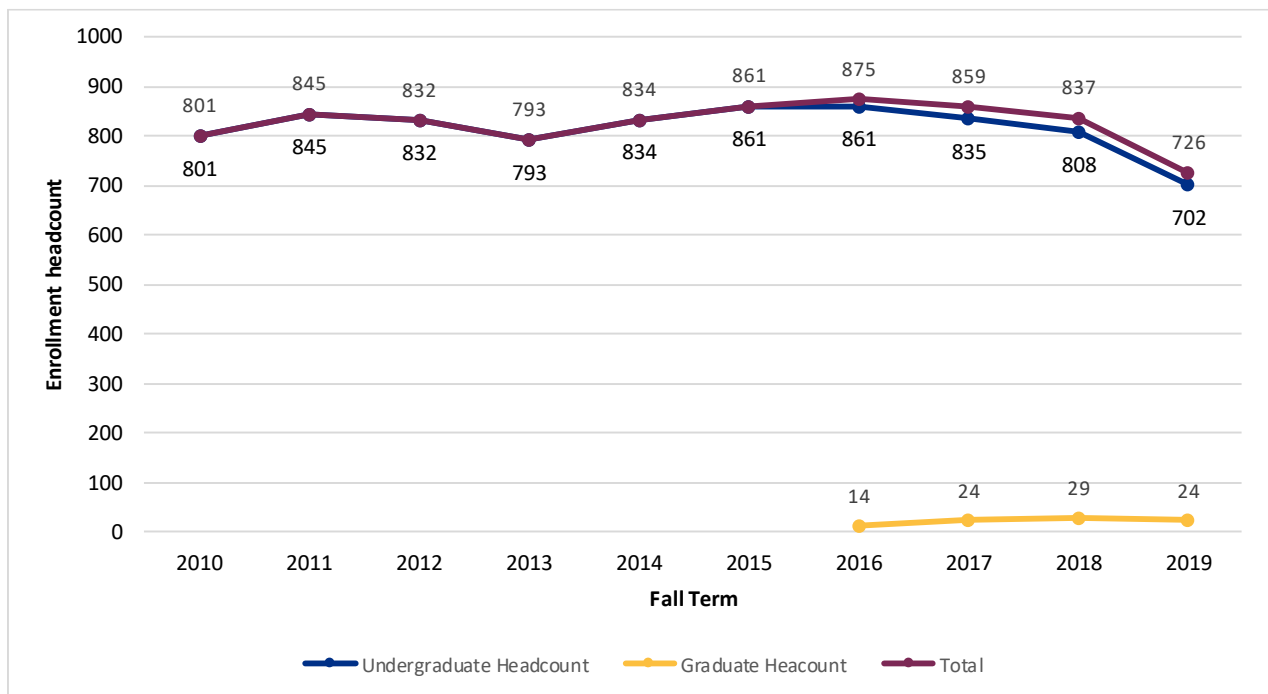


**\*B23c. Annual full-time equivalent<sup>1</sup> enrollment 2014-2015 to 2018-2019 (FTE):**

Academic Year	STATE-FUNDABLE FTE ENROLLMENT				NON-STATE-FUNDABLE FTE ENROLLMENT			TOTAL FTE ENROLLMENT			
	Lower Level	Upper Level	Grad. Level	Total	Lower Level	Upper Level	Total	Lower Level	Upper Level	Grad. Level	Total
2018-2019	230	645	20	896	2	1	3	233	646	20	899
2017-2018	226	704	16	946	1	6	7	227	710	16	953
2016-2017	257	685	11	953	1	9	10	258	694	11	963
2015-2016	283	667	4	954	2	8	10	286	675	4	965
2014-2015	272	675	-	947	4	6	10	275	681	-	956

Note: <sup>1</sup> 1 annual undergraduate FTE = 30 student credit hours. 1 annual graduate FTE = 24 student credit hours (IPEDS calculation of FTE students). FTEs are rounded to the nearest whole number.

**\*B24. Fall term enrollment headcounts 2010-2019:**



## C. First-Time, First-Year (Freshman) Admissions

### Applications

#### **C1. First-time, first-year (freshman) students:**

Total first-time, first-year (freshman) men who applied	356
Total first-time, first-year (freshman) women who applied	870
<b>Total first-time, first-year (freshman) students who applied</b>	<b>1226</b>
Total first-time, first-year (freshman) men who were admitted	259
Total first-time, first-year (freshman) women who were admitted	637
<b>Total first-time, first-year (freshman) students who were admitted</b>	<b>896</b>
Total full-time, first-time, first-year (freshman) men who enrolled	46
Total full-time, first-time, first-year (freshman) women who enrolled	101
<b>Total full-time, first-time, first-year (freshman) students who enrolled</b>	<b>147</b>

#### **C2. Freshman wait-listed students (students who met admission requirements but whose final admission was contingent on space availability):**

Do you have a policy of placing students on a waiting list?	Yes
If yes, please answer the questions below for Fall 2017 admissions:	
Number of qualified applicants offered a place on waiting list	3
Number accepting a place on the waiting list <sup>1</sup>	2
Number of wait-listed students admitted	1
Number of wait-listed students enrolled	0
Is your waiting list ranked?	No
If yes, do you release that information to students?	N/A
Do you release that information to school counselors?	N/A
Note: <sup>1</sup> Includes wait-listed students who replied and did not request to be removed	

### Admissions Requirements

#### **C3. High school completion requirement:**

High school diploma is required and GED is accepted	X
High school diploma is required and GED is not accepted	
High school diploma or equivalent is not required	

#### **C4. General college-preparatory program requirement for degree-seeking students:**

Required	X
Recommended	
Neither required nor recommended	

### C5. Distribution of high school units required and/or recommended:

Academic Units	Units Required	Units Recommended
Total academic units	18	24 or more
English	4	4 or more
Mathematics	4	4 or more
Science	3	4 or more
Of above science units, how many must be lab	2	2 or more
Foreign Language	2	4 or more
Social Studies	3	4 or more
History	Included in Social Studies	Included in Social Studies
Academic electives	2	4 or more (in some cases these may include computer science and visual/performing arts, particularly at the advanced level)
Computer Science	Not Required	Not Required
Visual / Performing Arts	Not Required	Not Required
Other	Not Required	Not Required

### Basis for Selection

### C6. Basis for applicant selection:

Open admission policy for all students	
Open admission policy for most students, but selective admission for out-of-state students	
Open admission policy for most students, but selective admission to some programs	
No open admission. <b>Selective admission for all students.</b>	X



**C7. Relative importance of academic and non-academic factors in first-time, first-year, degree-seeking (freshman) students admission decisions:**

Factors	Very Important	Important	Considered	Not Considered
<b>Academic Factors</b>				
Rigor of secondary school record	X			
Class rank		X		
Academic GPA	X			
Standardized test scores		X		
Application essay	X			
Recommendation(s)		X		
<b>Nonacademic Factors</b>				
Interview				X
Extracurricular activities		X		
Talent/ability			X	
Character/personal qualities		X		
First generation			X	
Alumni/ae relation			X	
Geographical residence			X	
State residency			X	
Religious affiliation/commitment				X
Racial/ethnic status				X
Volunteer work		X		
Work experience		X		
Level of applicant's interest		X		

**C8. Entrance exams**

**C8a. Use of entrance exams in admission decisions for first-time, first-year, degree seeking applicants:**

Does New College make use of SAT, ACT, or SAT Subject Test scores in admission decisions for first-time, first-year, degree-seeking applicants?	Yes
---	-----

If yes, please check marks in the appropriate boxes to reflect New College policies for use in admission for Fall 2020.

	Required	Recommended	Required of Some	Consider if Submitted	Not Used
SAT or ACT	X				
ACT only				X	
SAT only				X	
SAT and SAT Subject Tests				X	
SAT and SAT Subject Tests or ACT				X	
SAT Subject Tests				X	

**C8b. If using the ACT in admission decisions for first-time, first-year, degree-seeking applicants for Fall 2021, please indicate which ONE of the following applies (regardless of whether the writing score will be used in the admissions process):**

ACT with writing component required	
ACT with writing component recommended	
ACT with or without writing component accepted	X

**If using the SAT in admission decisions for first-time, first-year, degree-seeking applicants for Fall 2021, please indicate which ONE of the following applies (regardless of whether the writing score will be used in the admissions process):**

SAT with essay component required	
SAT with essay component recommended	
SAT with or without essay component accepted	X

**C8c. Please indicate how New College will use the SAT or ACT essay component (check all that apply):**

	SAT Essay	ACT Essay
For admission		
For placement		
For advising		
In place of an application essay		
As a validity check on the application essay		
No college policy as of now	X	X
Not using essay component		

**C8d. Use of applicants' test scores for academic advising:**

Does New College use applicants' test scores for academic advising?	No
---	----

**C8e. Test scores submission deadlines:**

Latest date by which SAT or ACT scores must be received for Fall-term admission	April 15
Date by which SAT Subject Test scores must be received for Fall-term admission	N/A

**C8f to C8g. Not applicable.**



## Freshman Profile

### C9. Enrolled first-time, first-year (freshman) students' SAT/ACT test scores:

Percent and number of first-time, first-year (freshman) students enrolled in Fall 2019 who submitted national standardized (SAT/ACT) test scores (for all enrolled, degree-seeking, first-time, first-year (freshman) students who submitted test scores). SAT scores reflect new SAT scores (starting from March 2016). Convert old SAT scores to New SAT scores using the College Board's concordance tools and tables ( <a href="http://sat.org/concordance">sat.org/concordance</a> ).			
Percent submitting SAT scores	84%	Number submitting SAT scores	124
Percent submitting ACT scores	46%	Number submitting ACT scores	68
<b>First-Time Freshman Test Scores</b>	<b>25th Percentile</b>	<b>75th Percentile</b>	<b>Average</b>
SAT Composite	1170	1335	1257
SAT Evidence-Based Reading and Writing	620	700	652
SAT Math	560	660	605
SAT Writing*	N/A	N/A	N/A
SAT Essay*	N/A	N/A	N/A
ACT Composite	25	31	28
ACT Math	23	28	25
ACT English	25	33	29
ACT Writing	6	8	7
<b>Percent of First-Time, First-Year (Freshman) Students With Scores in Each Range: (Composite ranges)</b>	<b>SAT Composite</b>	<b>SAT Evidence-Based Reading and Writing</b>	<b>SAT Math</b>
700-800 (1400-1600)	11%	29%	10%
600-699 (1200-1399)	57%	51%	40%
500-599 (1000-1199)	31%	18%	45%
400-499 (800-999)	1%	2%	4%
300-399 (600-799)	0%	0%	1%
200-299 (400-599)	0%	0%	0%
<b>Scores</b>	<b>ACT Composite</b>	<b>ACT English</b>	<b>ACT Math</b>
30-36	41%	41%	19%
24-29	47%	40%	51%
18-23	12%	18%	22%
12-17	0%	1%	7%
6-11	0%	0%	0%
Below 6	0%	0%	0%
Note: If a student submits multiple test scores of the same test, we consider the highest scores from either submission, use the highest combination of scores (e.g., verbal from one submission, math from the other).			

### C10. Percent of all degree-seeking, first-time, first-year (freshman) students who had high school class rank within each of the following ranges (information for those students who submitted high school rank information):

Percent in top <b>tenth</b> of high school graduating class	22%
Percent in top <b>quarter</b> of high school graduating class	50%
Percent in top <b>half</b> of high school graduating class	88%
Percent in <b>bottom half</b> of high school graduating class	12%
Percent in <b>bottom quarter</b> of high school graduating class	3%
Percent of total first-time, first-year (freshman) students who submitted high school class rank:	60%

**C11. Percent of all enrolled, degree-seeking, first-time, first-year students who had high school grade-point averages within each of the following ranges, on a 4.0 scale (New College weighted high school GPA):**

High School GPA	Number	Percent
Percent who had GPA of 4.00	53	36%
Percent who had GPA between 3.75 and 3.99	32	22%
Percent who had GPA between 3.50 and 3.74	27	18%
Percent who had GPA between 3.25 and 3.49	22	15%
Percent who had GPA between 3.00 and 3.24	11	8%
Percent who had GPA between 2.50 and 2.99	2	1%
Percent who had GPA between 2.00 and 2.49	0	0%
Percent who had GPA between 1.00 and 1.99	0	0%
Percent who had GPA below 1.00	0	0%

**C12. Average high school grade-point averages:**

Average high school GPA of all degree-seeking, first-time, first-year (freshman) students who submitted GPA	3.87
Percent of total first-time, first-year (freshman) students who submitted high school GPA	100%

**\*C12a. Percent of first-time, first-year (freshman) students with specialized high school course or curriculum selection:**

Type	Number	Percent
Honors	4	3%
Advanced Placement	95	65%
International Baccalaureate programs, offered as an option by selected high schools worldwide, with standardized, enhanced curriculum and international examinations	20	14%
Member schools of the National Consortium of Specialized Secondary Schools of Mathematics, Science, and Technology	0	0%
Cambridge Advanced International Certificate of Education (AICE)	5	3%

**\*C12b. Percent of first-time, first-year (freshman) students by secondary school type:**

Secondary School Type	Number	Percent
Public schools	110	75%
Charter schools	14	10%
Private schools	13	9%
Parochial schools	1	1%
Home schooled	5	3%
GED	1	1%
International	1	1%
<b>Total</b>	<b>147</b>	<b>100%</b>

## **Admissions Policies**

### **C13. Application fee:**

Does your institution have an application fee?	Yes
Amount of application fee:	\$30
Can it be waived for applicants with financial need?	Yes
Please indicate the application fee policy for students who apply online:	
Same fee	X
Free	
Reduced	
Can on-line application fee be waived for applicants with financial need?	Yes

### **C14. Application closing date:**

Does your institution have an application closing date?	Yes
Application closing date (Fall):	April 15
Priority date:	November 1 (for a decision by April 1st)

### **C15. First-time, first-year students accepted for terms other than the Fall:** No.

### **C16. Notification to applicants of admission decision sent (fill in one only):**

On a rolling basis beginning (Date):	
By: (Date)	
Other	by 04/01 for application files completed by 11/1 by 04/25 for application files completed by 04/15

### **C17. Reply policy for admitted applicants:**

Must reply by (date):	May 1
-----------------------	-------

### **C17a. Housing deposit policies:**

Deadline for housing deposit (MMDD)	N/A
Amount of housing deposit	N/A
Refundable if student does not enroll?	N/A
Yes, in full	N/A
Yes, in part	N/A
No	N/A

### **C18. Deferred admission:**

Does your institution allow students to postpone enrollment after admission?	Yes
If yes, maximum period of postponement:	One year

**C19. Early admission of high school students:**

Does your institution allow high school students to enroll as full-time, first-time, first-year (freshman) students one year or more before high school graduation?	Yes
---	-----

**\*C20. Common application:**

Will you accept the Common Application distributed by the National Association of Secondary School Principals if submitted?	No
If “yes,” are supplemental forms required?	N/A
Is your college a member of the Common Application Group?	Yes

**Early Decision and Early Action****C21. Early Decision**

Does your institution offer an early decision plan (an admission plan that permits students to apply and be notified of an admission decision well in advance of the regular notification date and that asks students to commit to attending if accepted) for first-time, first-year (freshman) applicants for Fall enrollment?	Yes
---	-----

First or only early decision plan closing date:	November 1, 2018
First or only early decision plan notification date:	December 15, 2019
Other early decision plan closing date:	N/A
Other early decision plan notification date:	N/A
<b>For the Fall 2019 entering class:</b>	
Number of early decision applications received by your institution:	26
Number of applicants admitted under early decision plan:	26
Number of applicants enrolled under early decision plan:	24

**C22. Early action:**

Do you have a non-binding early action plan whereby students are notified of an admission decision well in advance of the regular notification date but do not have to commit to attending your college?	Yes
Is your early action plan a “restrictive” plan under which you limit students from applying to other early plans?	N/A

Early action closing date:	11/1
Early action notification date:	12/15
Early action ii closing date:	4/15
Early action ii notification date:	Decisions released on a rolling basis
<b>For the Fall 2019 entering class:</b>	
Number of early action applications received by your institution:	295
Number of applicants admitted under early action plan:	254
Number of applicants enrolled under early action plan:	20

## D. Transfer Admission

### D1. Transfer admission:

Does your institution enroll transfer students?	Yes
If yes, may transfer students earn advanced standing credit by transferring credits earned from course work completed at other colleges/universities?	Yes

### D2. Number of students who applied, were admitted, and enrolled as degree-seeking transfer students in Fall 2019:

Gender	Applicants	Admitted Applicants	Enrolled Applicants
Men	21	15	9
Women	37	25	17
<b>Total</b>	<b>58</b>	<b>40</b>	<b>26</b>

### \*D2a. Advanced standing of Fall 2019 new admits<sup>1</sup> receiving transfer credits:

	First-Time, First-Year Students	Transfer Students	Total	Percent
Exempted from first semester	10	3	13	57%
Exempted from second semester	3	4	7	30%
Exempted from third semester	2	1	3	13%
<b>Total</b>	<b>15</b>	<b>8</b>	<b>23</b>	<b>100%</b>

Note: <sup>1</sup> Includes transfer students and first time in college (FTIC) students who received transfer credits via dual enrollment.

### Application for Admission

### D3. Terms for which transfers may enroll:

Term	May Enroll
Fall	X
Winter	
Spring	X
Summer	

### D4. Minimum number of transfer credits requirement:

Must a transfer applicant have a minimum number of credits completed or else must apply as an entering freshman?	No
If yes, what is the minimum number of credits and the unit of measure?	N/A

**D5. Items required of transfer students to apply for admission:**

	Required of All	Recommended of All	Recommended of Some	Required of Some	Not Required
High school transcript				X	
College transcript(s)	X				
Essay or personal statement	X				
Interview					X
Standardized test scores				X	
Statement of good standing from prior institution(s)				X	

**D6. Minimum high school grade point average required of transfer applicants  
(on a 4.0 scale): 2.5****D7. Minimum college grade point average required of transfer applicants  
(on a 4.0 scale): 2.0****D8. Other application requirements specific to transfer applicants:**

1. Be in good standing and eligible to return to the last institution attended as a degree-seeking student.
2. Meet the college preparatory and score requirements for freshman applicants, or—with a Florida College System AA—meet the entering foreign language requirement of either:
  - a. High school world language or American Sign Language through the second year level or higher, or
  - b. The equivalent of postsecondary world language or American Sign Language through the second term level or higher.

**D9. Application priority, closing, notification, and candidate reply dates for transfer students:**

Term	Priority Date	Closing Date	Notification Date	Reply Date	Rolling Admission
Fall	11/1	7/1	4/1; 5/1 (or as specified in letter, 4/25 for later applications)		N/A
Winter					
Spring		12/1	12/15	1/5	
Summer					

*Note: Decisions for the Spring class are scheduled for release on a rolling basis beginning in October. Applicants for the Spring class should make sure all materials expected for the admission application file are received by New College Admissions no later than December 1. However, the College reserves the right to close the class earlier than the date specified if Spring enrollment goals are met before that date, and reserves the right to cancel the Spring class admission cycle if the College has already met its enrollment goals for the year. Should the admission cycle be canceled, Spring class applicants may request to have the application updated for consideration for the Fall 2018 class.*

**D10 to D11. Not applicable.**

## **Transfer Credit Policies**

**D12. Lowest grade earned for any course that may be transferred for credit:** C

**D13-14. Maximum number of credits or courses that may be transferred from a two-year or four-year institution:**

Three of seven semester-long academic contracts and one of three month-long Independent Study Projects required for graduation may be granted to transfer students, with 52 semester-credit hour equivalents of liberal arts and sciences course work credit. Students who hold an AA from the Florida College System or Florida State University System will receive an additional 8 semester credit hour equivalents of transfer credit.

**D15. Minimum number of credits that transfers must complete to earn an associate degree:**

Not applicable.

**D16. Minimum number of credits that transfers must complete to earn a bachelor's degree:**

Transfer students must be in academic residence for a minimum of four semester-long academic contracts and two month-long Independent Study Projects, depending on their transfer credit. Students with the AA from the Florida College System or Florida State University System must complete at least 64 credit hour equivalents; other transfers must complete at least 72 credit hour equivalents.

## **D17. Other transfer credit policies:**

The Office of the Registrar evaluates transfer credit on behalf of the New College of Florida faculty.

Transfer credit is assigned toward New College of Florida's semester contract, Independent Study Project, and unit requirements for the Bachelor of Arts degree. Credit is considered for college courses with grades of "C" or better, taken prior to the student's initial enrollment at New College, and documented by official transcript from the accredited, postsecondary degree-granting college or university that issued the original credit. Transfer credit is not considered for course work taken on a noncredit basis (i.e., course work not reflected for credit on the official transcript from an accredited, degree-granting college or university).

Transfer credit is also considered for satisfactory performance on examinations identified in the Articulation Coordinating Committee Credit-by-Exam Guidelines as approved by the Florida Board of Governors (AP, IB, AICE, CLEP, DSST, DLPT, and Excelsior). Standardized examinations must be taken prior to the student's initial enrollment at New College. Credit-by-exam is accepted when it is part of a Florida College System or Florida State University System Associate of Arts (A.A.) degree or bachelor's or advanced degree from a regionally accredited college or university.

In all other cases, official test results should be sent to the Office of the Registrar from the credit-by-exam source. Up to 25 percent of the credits required for a Bachelor of Arts degree at New College may be awarded for credit-by-exam.

Transfer credit will not be awarded more than once for the same course, whether by course or examination. Credit-by-exam will not automatically exempt a student from introductory courses at New College. New College's unique, intensive honors curriculum does not use common prerequisites and common course numbering.

Courses in the arts and sciences and supporting fields may be accepted toward transfer credit. Acceptable courses typically fall into the following fields:

Anthropology	Computer Science	History	Music	Religion
Art	Economics	Humanities	Natural Sciences	Social Sciences
Art History	Engineering	Journalism	Philosophy	Sociology
Biology	English	Languages <sup>1</sup>	Physics	Theater
Botany	Geography	Literature	Political Science	Visual/Performing Arts
Chemistry	Geology	Mathematics <sup>2</sup>	Psychology	
Notes: <sup>1</sup> <i>Language credit (including Sign Language) transfers only if the language has been studied through at least the second semester level of the first-year sequence.</i> <sup>2</sup> <i>Mathematics courses below the level of Calculus are not typically accepted for transfer with the exception of Trigonometry, Pre-calculus, and Statistics.</i>				

Limited transfer credit may be assigned for course work in Business and Speech. Otherwise, courses in the following fields typically are not transferable: Business; Education; Health; Nursing; Physical Education; Social Work; and Speech. *Once transfer credit has been granted, that transfer credit will not be removed or waived by a request from the student.*

**For Florida College System A.A. transfers** — for a student who has earned the A.A. degree from a member school of the Florida College System (formerly the Florida public community college system), or from the Florida State University System, New College acknowledges fulfillment of the College's Liberal Arts Curriculum (general education) course requirements, and would assign the following maximum transfer credit:

3 semester contracts	1 Independent Study Project	15 units (equivalent to 60 semester credit hours)
----------------------	-----------------------------	---

**For all other transfers** — transfer credit is based on 16 or more transferable semester hours, in the following increments:

16-19 transferable semester hours	4 units	1 semester contract
20-35 transferable semester hours	5 units	1 semester contract and 1 ISP
36-51 transferable semester hours	9 units	2 semester contracts and 1 ISP
52 or more transferable semester hours	13 units	3 semester contracts and 1 ISP

In no case may transfer credit be given for more than 3 contracts and 1 ISP. Every New College student must complete at least four contracts and two ISPs in residence at New College in order to graduate.

## **Military Service Transfer Credit Policies**

### **D18. Does your institution accept the following military/veteran transfer credits:**

American Council on Education (ACE)	Yes
College Level Examination Program (CLEP)	Yes
DANTES Subject Standardized Tests (DSST)	Yes

### **D19. Maximum number of credits or courses that may be transferred based on military education evaluated by the American Council on Education (ACE):**

Number of Courses	52
Unit Type	Semester Credit Hours

### **D20. Maximum number of credits or courses that may be transferred based on Department of Defense supported prior learning assessments (College Level Examination Program (CLEP) or DANTES Subject Standardized Tests (DSST)):**

Number of Courses	31
Unit Type	Semester Credit Hours

### **D21. Are the military/veteran credit transfer policies published on your website?** Yes

#### **If yes, please provide the URL where the policy can be located:**

<a href="https://docs.google.com/document/d/1nftYt7gJehDahoi5OQzZcvkopng-WDWUcjHB0Z44OXo/edit">https://docs.google.com/document/d/1nftYt7gJehDahoi5OQzZcvkopng-WDWUcjHB0Z44OXo/edit</a>
---

### **D22. Describe other military/veteran transfer credit policies unique to your institution:**

Not Applicable. New College of Florida has <u>one</u> transfer policy.
--



## E. Academic Offerings and Policies

### E1. Special study options available:

Accelerated program	X
Cooperative education program	
Cross-registration	X
Distance learning	
Double major	X
Dual enrollment	
English as a Second Language (ESL)	
Exchange student program (domestic)	X
External degree program	
Honors program	X
Independent study	X
Internships	X
Liberal arts/career combination	
Student-designed major	X
Study abroad	X
Teacher certification program	
Weekend college	
Other: Academic contract, January Interterm (independent study), narrative evaluation/pass-fail, senior thesis, tutorials, undergraduate research.	X

#### Special or unique academic programs:

- The New College academic contract whereby each student develops her/his individual academic program of coursework, tutorials, field and lab research, study abroad, and so on, in close consultation with a faculty member. See the General Catalog on the web: [www.ncf.edu/general-catalog](http://www.ncf.edu/general-catalog)
- Non-graded, narrative evaluation, which encourages exploration and mastery.
- Intensive “Independent Study Projects” during January which can be highly individual but can also involve group activities, such as an acting workshop or an ecological tour of Florida.
- Competitive grants programs to support student research.

### \*E1a. Majors<sup>1</sup> (areas of concentration) offered leading to a bachelor’s degree:

Anthropology	Classics	International and Area	Political Science
Applied Mathematics	Computer Science	Studies	Psychology
Art	Economics	East Asian Studies	Public Policy
Art History	Finance <sup>2</sup>	European Studies	Religion
Biology	English	Literature	Russian Language
Marine Biology	Environmental Studies	Mathematics	and Literature
Neuroscience <sup>2</sup>	French	Medieval and Renaissance	Social Sciences
Biopsychology	Gender Studies	Studies	Sociology
Chemistry	General Studies	Music	Spanish Language,
Biochemistry	German Language	Natural Sciences	Literature, and Culture
Chinese Language and	and Literature	Philosophy	Theater, Dance, and
Culture	History	Physics	Performance Studies
	Humanities		Urban Studies

Notes: <sup>1</sup> Students may arrange double and joint-disciplinary areas of concentrations. With faculty approval, they may also design their own areas of concentration.

<sup>2</sup> Neuroscience and Finance can only be completed as part of a combined area of concentration.

**E2.** Has been removed from the common data set.

**E3. Areas in which all or most students are required to complete some course work prior to graduation:**

Arts/fine arts	
Computer literacy	
English (including composition)	X
Foreign languages	
History	
Humanities	X
Mathematics	X
Philosophy	
Sciences (biological or physical)	X
Social Science	X
Other (describe): Diverse Perspectives, Civic Literacy	X

**\*E3a. Majors (excluding General Studies and divisional majors) with the highest enrollment among May 2019 graduates:**

Major <sup>1</sup>	Percent
Psychology	8%
Political Science	7%
Computer Science	7%
Economics	6%
Biology	6%
Chemistry	4%
Note: <sup>1</sup> Duplicated headcount of graduates by discipline.	

**\*E3b. Distribution of May 2019 graduates by academic division:**

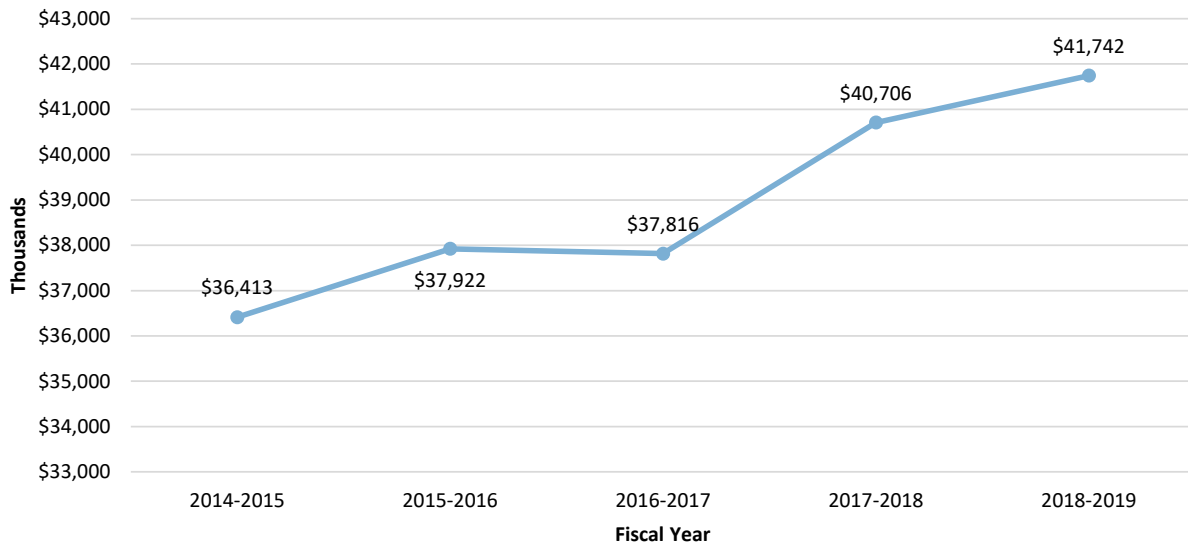
Academic Division <sup>1</sup>	Percent
Social Sciences	37%
Humanities	32%
Natural Sciences	28%
Interdisciplinary Studies	11%
Environmental Studies	8%
General Studies	2%
Note: <sup>1</sup> Duplicated headcount of graduates by division.	

**\*E3c. Percent of May 2019 graduating undergraduates who undertook study abroad for credit toward their degrees: 15%**

**\*E3d. Percent of May 2019 graduating undergraduates who undertook off-campus study for credit toward their degrees: 17%**

**\*E4. The market value of total endowment assets as of June 30, 2019 as reported to the National Association of College and University Business Officers (NACUBO): \$41,742,046**

**\*E5. Total endowment as reported to NACUBO 2014-2015 to 2018-2019:**



**\*E6. Alumni<sup>1</sup> giving in 2018-2019:**

Number of undergraduate alumni of record	5,558
Number of undergraduate alumni solicited at least once	5,558
Number of undergraduate alumni donors	728
Alumni giving rate <sup>2</sup>	13.1%
Notes: <sup>1</sup> Alumni with undergraduate degrees from New College	
<sup>2</sup> Alumni giving rate = the number of undergraduate alumni donors divided by the number of alumni on record	

## F. Student Life

### F1. Percentage of first-time, first-year (freshman) degree-seeking students and degree-seeking undergraduates enrolled in Fall 2019 who fit the following categories:

	First-Time, First-Year (Freshman) Students	All Degree- Seeking Undergraduates
Percent who are from out of state (exclude international/ nonresident aliens) <sup>1</sup>	21%	20%
Percent of men who join fraternities <sup>2</sup>	0%	0%
Percent of women who join sororities <sup>2</sup>	0%	0%
Percent who live in college-owned, -operated, or -affiliated housing <sup>2</sup>	93%	82%
Percent who live off campus or commute <sup>2</sup>	7%	18%
Percent of students age 25 and older	0%	3%
Average age of full-time students	18	20
Average age of all students (full- and part-time)	18	20
Notes: <sup>1</sup> Based upon students' state of residence at time of admission. The percent represents the proportion of out-of-state students in the cohort excluding all international/nonresident aliens. <sup>2</sup> Based upon information provided by the Office of Housing.		

### F2. Activities offered:

Campus Ministries	X
Choral groups	X
Concert band	
Dance	X
Drama/theater	X
International Student Organization	X
Jazz band	X
Literary magazine	X
Marching band	
Model UN	X
Music ensembles	X
Musical theater	X
Opera	
Pep band	
Radio station <sup>1</sup>	X
Student government	X
Student newspaper	X
Student-run film society	X
Symphony orchestra	
Television station	
Yearbook	
Note: <sup>1</sup> 96.5 FM, under 1/2-watt, non-licensed station under FCC experimental community radio authority.	

### F3. ROTC programs (offered in cooperation with Reserve Officers' Training Corps):

	On Campus	At Cooperating Institution	Name of Cooperating Institution
Army ROTC is offered:	No	No	-
Naval ROTC is offered:	No	No	-
Air Force ROTC is offered:	No	No	-

### F4. Housing:

Coed dorms	Yes
Men's dorms	No
Women's dorms	No
Apartments for married students	No
Apartments for single students	Yes
Special housing for disabled students	Yes
Special housing for international students	Yes
Fraternity/sorority housing	No
Cooperative housing	No
Theme housing	Yes
Wellness housing	Yes
Other housing options (specify): Specialized housing options may be arranged in response to student interest.	Yes



## G. Annual Expenses

### G0. Internet address of institution's net price calculator:

<https://www.ncf.edu/admissions/tuition-and-fees/net-price-calculator/>

### G1. Undergraduate full-time tuition, required fees, room and board for 2019-2020 academic year:

<b>Tuition</b>	
In-district/In-state	\$6,916
Out-of-state	\$29,944
Nonresident aliens	\$29,944
<b>Fees</b>	
Required fees	(included in tuition)
<b>Room and Board</b>	
Room and board (on-campus)	\$9,529
Room only (on-campus) <sup>1</sup>	\$6,867
Board only (on-campus meal plan)	\$2,662
Note: <sup>1</sup> Partial board plan required with room. All amounts rounded to the nearest dollar.	

### G2. Number of credits per term a student can take for the stated full-time tuition:

<b>Term</b>	<b>Credits</b>
Minimum	12
Maximum	-

### G3. Do tuition and fees vary by year of study (e.g., sophomore, junior, senior)? No

#### \*G3a. Tuition increase from academic year 2017-2018 to 2018-2019:

	2017-2018	2018-2019	Percent Increase
In-district/In-state	\$6,916	\$6,916	0%
Out-of-state	\$29,944	\$29,944	0%

### G4. Do tuition and fees vary by undergraduate instructional program? No

**G5. Estimated expenses for a typical full-time undergraduate student for 2019-2020:**

	Residents	Commuters (living at home)	Commuters (not living at home)
Books and supplies	\$1,200	\$1,200	\$1,200
Room only	\$6,867	-	-
Board only	\$2,662	-	-
Room and board total	\$9,529	\$3,220	\$14,668
Transportation	\$1,100	\$1,100	\$1,100
Other expenses	\$2,170	\$2,170	\$2,170
Note: <sup>1</sup> Includes mandatory minimum off-campus meal plan (Contact Housing Office for latest information).			

**G6. Undergraduate per-credit-hour charges for 2019-2020:**

	Tuition & Fees	Tuition Only
In-district/In-state	\$192	\$145
Out-of-state/ Nonresident aliens	\$832	\$754

**\*G7. Estimated full-time tuition including required fees for Academic Year 2020-2021<sup>1</sup>:**

In-district/In-state	\$6,916
Out-of-state	\$29,944
Nonresident aliens	\$29,944
Note: <sup>1</sup> The estimate comes from the Financial Aid Office. The total estimate is for 16 credit hours in the Fall semester, 4 credit hours in the January Interterm, and 16 credit hours in the Spring semester.	

**\*G8. Estimated expenses for a typical full-time undergraduate student for 2020-2021:**

	Residents	Commuters (living at home)	Commuters (not living at home)
Books and supplies	\$1,200	\$1,200	\$1,200
Room only	TBA	-	-
Board only	TBA	-	-
Room and board total	\$9,370	\$2,644 <sup>1</sup>	\$11,266 <sup>1</sup>
Transportation	\$1,100	\$1,100	\$1,100
Other expenses	\$2,170	\$2,170	\$2,170
Note: <sup>1</sup> Includes mandatory minimum off-campus meal plan. (Contact Housing Office for information).			

## H. Financial Aid

### Aid Awarded to Enrolled Undergraduates:

**H1. 2019-2020 Estimated aid awarded to degree-seeking students: (using the same cohort reported in question B1. Aid awarded to international students – i.e., those not qualifying for federal aid – is included. Aid that is non-need-based but that was used to meet need is reported in the need-based aid columns):**

The academic year for which data are reported for items H1, H2, H2A, and H6: **2019-2020 estimated.** Data for H1A is based on 2018-2019 actuals.

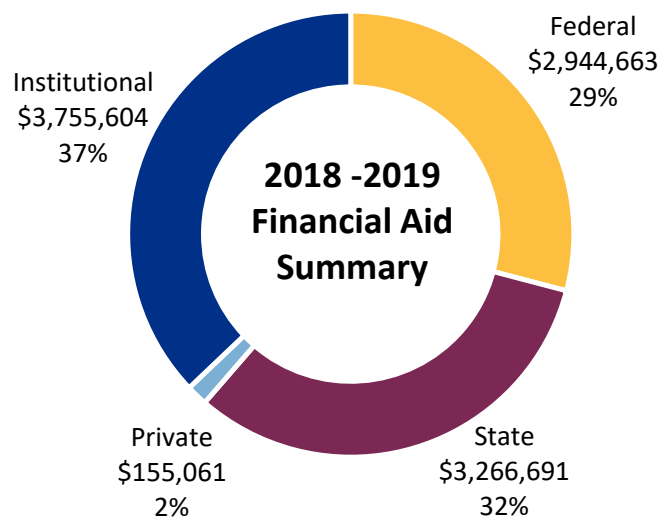
**Which needs-analysis methodology does your institution use in awarding institutional aid?**

Federal methodology (FM)	X
Institutional methodology (IM)	
Both FM and IM	

Financial Aid Category	Need-Based <sup>1</sup> (\$)	Non-Need-Based <sup>2</sup> (\$)
<b>Scholarships/Grants</b>		
Federal	\$966,868	\$3,342
State (i.e., all states, not only the state in which your institution is located)	\$1,313,915	\$1,482,573
Institutional: Endowed scholarships, annual gifts and tuition funded grants, awarded by the college, excluding athletic aid and tuition waivers (which are reported below).	\$1,135,217	\$758,711
Scholarships/grants from external sources (e.g., Kiwanis, National Merit) not awarded by the college	\$115,171	\$62,501
<b>Total Scholarships/Grants</b>	<b>\$3,531,171</b>	<b>\$2,307,127</b>
<b>Self-Help</b>		
Student loans from all sources (excluding parent loans)	\$1,166,664	\$1,609,415
Federal Work-Study	\$30,400	\$0
State and other (e.g., institutional) work-study/employment (Note: Excludes Federal Work-Study captured above.)	\$0	\$0
<b>Total Self-Help</b>	<b>\$1,197,064</b>	<b>\$1,609,415</b>
Parent Loans	\$46,992	\$173,726
Tuition Waivers <sup>3</sup>	\$511,526	\$797,528
Athletic Awards	0\$	0\$
Notes: <sup>1</sup> Need-based includes non-need-based aid used to meet need. <sup>2</sup> Non-need-based excludes non-need-based aid used to meet need.		

**\*H1a. 2018-2019 Financial aid summary:**

<b>Federal</b>	
Direct Loan	\$1,451,839
Direct PLUS Loan	\$298,853
Pell Grant	\$1,110,542
Federal Supplemental Educational Opportunity Grant	\$36,942
Federal Work Study	\$36,900
Vocational Rehabilitation	\$9,587
<b>Total</b>	<b>\$2,944,663</b>
<b>State</b>	
Bright Futures Scholarship	\$2,785,655
Florida Scholarships for Children & Spouses of Deceased or Disabled Veterans and Service members	\$11,526
First Generation Matching Grant	\$41,637
Florida Student Assistance Grant	\$212,358
Benacquisto Scholarship (Previously Florida Incentive Scholarship)	\$215,515
<b>Total</b>	<b>\$3,266,691</b>
<b>Private</b>	
Alternative Loans	\$151,061
Scholarship	\$4,000
<b>Total</b>	<b>\$155,061</b>
<b>Institutional</b>	
Scholarship	\$3,312,562
Grant	\$443,042
<b>Total</b>	<b>\$3,755,604</b>
<b>GRAND TOTAL</b>	<b>\$10,122,019</b>



**H2. Number of enrolled students awarded aid:** (Non-need-based aid used to meet need is counted as need-based aid.)

Enrolled Students Awarded Aid	First-Time Full-Time Freshmen	All students (Including Freshmen)
a) Number of degree-seeking undergraduate students (CDS Item B1 if reporting on Fall 2018 cohort)	147	702
b) Number of students in line <b>a</b> who applied for need-based financial aid	131	551
c) Number of students in line <b>b</b> who were determined to have financial need	81	358
d) Number of students in line <b>c</b> who were awarded any financial aid	80	350
e) Number of students in line <b>d</b> who were awarded any need-based scholarship or grant aid	78	335
f) Number of students in line <b>d</b> who were awarded any need-based self-help aid	65	261
g) Number of students in line <b>d</b> who were awarded any non-need-based scholarship or grant aid	11	57
h) Number of students in line <b>d</b> whose need was fully met (exclude PLUS loans, unsubsidized loans, and private alternative loans)	16	84
i) On average, the percentage of need that was met of students who were awarded any need-based aid. Exclude any aid that was awarded in excess of need as well as any re-sources that were awarded to replace EFC (PLUS loans, unsubsidized loans, and private alternative loans)	90%	88%
j) The average financial aid package of those in line <b>d</b> . Exclude any resources that were awarded to replace EFC (PLUS loans, unsubsidized loans, and private alternative loans)	\$15,282	\$14,896
k) Average need-based scholarship or grant award of those in line <b>e</b>	\$10,596	\$10,530
l) Average need-based self-help award (excluding PLUS loans, unsubsidized <u>loans, and private alternative loans</u> ) of those in line <b>f</b>	\$2,850	\$3,661
m) Average need-based loan (excluding PLUS loans, unsubsidized loans, and private alternative loans) of those in line <b>f</b> who were awarded a need-based loan	\$2,715	\$3,539
Note: 2007/2008 was the first year that the Department of Education increased federal loan limits for Freshmen and Sophomores (Freshmen = \$3,500, Sophomores = \$4,500)		

**H2a. Number of enrolled students awarded non-need-based scholarships and grants:** List the number of degree-seeking full-time and less-than-full-time undergraduates who had no financial need and who were awarded institutional non-need-based scholarship or grant aid. Numbers should reflect the cohort awarded the dollars reported in H1. In the chart below, students may be counted in more than one row, and full-time freshmen should also be counted as full-time undergraduates.

Non-Need-Based Scholarships and Grants	First-Time Full-Time Freshmen	All Students (Including Freshmen)
n) Number of students in line <b>a</b> who had no financial need and who were awarded institutional non-need-based scholarship or grant aid (exclude those who were awarded athletic awards and tuition benefits)	59	291
o) Average dollar amount of institutional non-need-based scholarship and grant aid awarded to students in line <b>n</b>	\$2,686	\$2,583
p) Number of students in line <b>a</b> who were awarded an institutional non-need-based athletic scholarship or grant	0	0
q) Average dollar amount of institutional non-need-based athletic scholarships and grants awarded to students in line <b>p</b>	0	0

### H3. Incorporated into H1.

### H4. Number of 2019 graduates who started as first time students and borrowed through loan programs<sup>1</sup>: 178

Provide the number of students in the 2019 undergraduate class who started at your institution as first-time students and received a bachelor's degree between July 1, 2018 and June 30, 2019. Exclude students who transferred into your institution.

### H5. Average per-borrower cumulative indebtedness<sup>1</sup>:

Number and percent of students in class (defined in H4 above) borrowing from federal, non-federal, and any loan sources, and the average (or mean) amount borrowed.

Financial Aid Category	Number in the class (defined in H4 above) who borrowed from the types of loans specified in the first column	Percent of the class (defined above) who borrowed from the types of loans specified in the first column (nearest 1%)	Average per-undergraduate-borrower cumulative principal borrowed from the types of loans specified in the first column (nearest \$1)
a) Any loan program: Federal Perkins, Federal Stafford Subsidized and Unsubsidized, institutional, state, private loans that your institution is aware of, etc. Include both Federal Direct Student Loans and Federal Family Education Loans.	74	42%	\$18,953
b) Federal loan programs: Federal Perkins, Federal Stafford Subsidized and Unsubsidized. Include both Federal Direct Student Loans and Federal Family Education Loans.	74	42%	\$16,224
c) Institutional loan programs.	0	0%	\$0
d) State loan programs.	0	0%	\$0
e) Private alternative loans made by a bank or lender.	7	4%	\$28,852

Note: <sup>1</sup> Applies to H4-H5. 2019 undergraduate class who started at your institution as first time students and received a bachelors degree between July 1, 2018 and June 30, 2019.

*Include:*

- only loans made to students who borrowed while enrolled at your institution.
- co-signed loans.

*Exclude:*

- students who transferred in.
- money borrowed at other institutions.
- parent loans
- students who did not graduate or who graduated with another degree or certificate (but no bachelor's degree)

## **Aid to undergraduate degree-seeking nonresident aliens**

### **H6. Policy regarding financial aid for undergraduate degree-seeking nonresident aliens:**

Institutional need-based financial aid is available	
Institutional non-need-based financial aid is available	X
Institutional financial aid is not available	
If institutional financial aid is available for undergraduate degree-seeking nonresident aliens, provide the number of undergraduate degree-seeking nonresident aliens who received need-based or non-need-based aid:	14
Average dollar amount of institutional financial aid awarded to undergraduate degree-seeking nonresident aliens:	\$18,356
Total dollar amount of institutional financial aid awarded to all undergraduate degree-seeking nonresident aliens:	\$256,988
*Total dollar amount of financial aid from all sources awarded to all undergraduate degree-seeking nonresident aliens:	
<i>Note: *NCF customized fact book item.</i>	

### **H7. Financial aid forms nonresident alien first-year financial aid applicants must submit:**

Institution's own financial aid form	
CSS/Financial Aid PROFILE	
International Student's Financial Aid Application	
International Student's Certification of Finances	X
Other (specify):	

## **Process for First-Year/Freshman Students**

### **H8. Financial aid forms domestic first-year (freshman) financial aid applicants must submit:**

FAFSA	X
Institution's own financial aid form	
CSS/Financial Aid PROFILE	
State aid form	
Non-custodial PROFILE	
Business/Farm Supplement	
Other (specify):	

### **H9. Filing dates for first-year (freshman) students:**

Priority date for filing required financial aid forms:	November 1
Deadline for filing required financial aid forms:	
No deadline for filing required forms (applications processed on a rolling basis):	X

### **H10. Notification dates for first-year (freshman) students:**

a) Students notified on or about (date):	
b) Students notified on a rolling basis:	Yes
If yes, starting date:	January 15

**H11. Reply dates:**

Students must reply by (date):	May 1 (or within 2 weeks of notification)
--------------------------------	---

**Types of Aid Available****H12. Loans:**

<b>Federal Direct Student Loan Program (Direct Loan)</b>	
Direct Subsidized Stafford Loans	X
Direct Unsubsidized Stafford Loans	X
Direct PLUS Loans	X
<b>Federal Family Education Loan Program (FFEL)</b>	
FFEL Subsidized Stafford Loans	
FFEL Unsubsidized Stafford Loans	
FFEL PLUS Loans	
Federal Perkins Loans	
Federal Nursing Loans	
State Loans	
College/university loans from institutional funds	
Other (specify): Alternative Loans	X

**H13. Need-based scholarships and grants:**

Federal Pell	X
SEOG	X
State scholarships/grants	X
Private scholarships	X
College/university scholarship or grant aid from institutional funds	X
United Negro College Fund	
Federal Nursing Scholarship	
Other (specify):	

**H14. Criteria used in awarding institutional aid:**

Criteria	Non-Need-Based	Need-Based
Academics	X	X
Alumni affiliation		
Art		
Athletics		
Job skills		
ROTC		
Leadership	X	
Minority status		
Music/drama		
Religious affiliation		
State/district residency	X	X

**H15. Not applicable.**

# I. Instructional Faculty and Class Size

## I1. Instructional faculty for Fall 2019:

Instructional Faculty	Full-Time	Part-Time	Total
a) Total number of instructional faculty	98	37	135
b) Total number who are members of minority groups	19	4	23
c) Total number who are women	52	17	69
d) Total number who are men	46	20	66
e) Total number who are nonresident aliens (international)	11	4	15
f) Total number with doctorate, or other terminal degree	96	22	118
g) Total number whose highest degree is a master's but not a terminal master's	2	13	15
h) Total number whose highest degree is a bachelor's	0	2	2
i) Total number whose highest degree is unknown or other	0	0	0
j) Total number in stand-alone graduate/ professional programs in which faculty teach virtually only graduate-level students	0	0	0
*k) Total number with doctorate degree	94	18	112

## \*I1a. Additional characteristics of undergraduate instructional faculty<sup>1</sup> and teaching for Fall 2019:

a) Number of tenured full-time faculty	54
b) Number of tenured part-time faculty	4
c) Number of tenure track full-time faculty	34
d) Number of tenure track part-time faculty	2
e) Number in full-time visiting (non-tenure-earning) positions not replacing faculty on research leave	6
f) Number of adjunct <sup>2</sup> faculty teaching regular courses and tutorials	12
g) Number of administrative faculty who have tenure and teach part-time	0
h) Number of courses offered by full-time faculty (tenured and non tenure-earning)	177
i) Number of full-time faculty who taught at least one course	90
j) Number of tenured full-time faculty who taught at least one course	177
k) Number of fee liable undergraduate students taking at least one tutorial or IRP	336
l) Number of courses and tutorials taught by adjunct undergraduate faculty	17
m) Average number of activities (regular course, tutorial, IRP, Thesis, Laboratory, and Internship) per undergraduate student	3.8

### Race and Ethnicity (Full-time instructional faculty)

Nonresident Aliens	11
Hispanic / Latino	9
Black or African American	3
White	68
Asian	5
Multiple Races	1
American Indian	1

#### Notes:

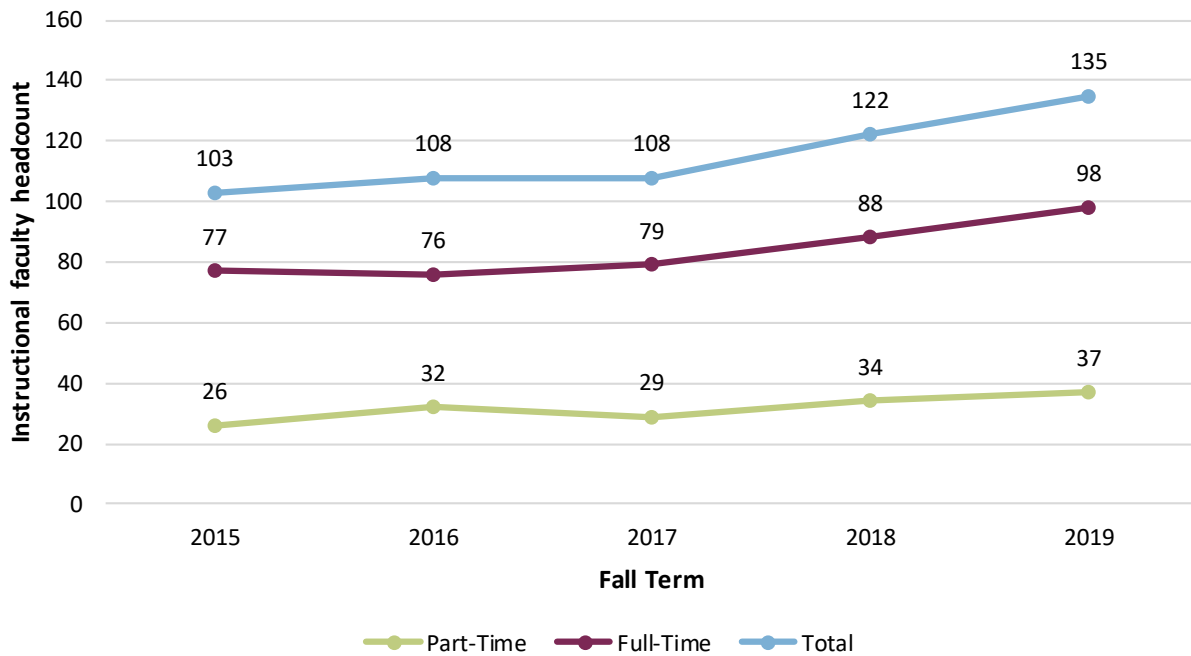
<sup>1</sup> New College does not distinguish between tenured and non-tenured faculty in level of courses taught.

<sup>2</sup> Adjunct faculty are instructors who temporarily replace faculty on research leave, or who teach specialized courses (e.g., theater, creative writing) to supplement the offerings of regular faculty. Alumnae/i Fellows occasionally teach in adjunct capacity.

**\*I1b. Full-time instructional faculty by tenure and rank status:**

Rank	Tenured	Tenure-Earning	Non-Tenure-Earning	Total
Professor	29	1	0	30
Associate Professor	25	0	0	25
Assistant Professor	0	33	6	40
Instructor	0	0	4	3
<b>Total</b>	<b>54</b>	<b>34</b>	<b>10</b>	<b>98</b>


**\*I1c. Instructional faculty headcount Fall 2015 to Fall 2019:**



**12. Student to faculty ratio<sup>1</sup>:**

**7 to 1** (Based on 725 students and 110 faculty<sup>1</sup>)

Note: <sup>1</sup> \* Full-time plus 1 / 3 of part-time faculty.



### 13. Undergraduate class size (total classes offered in Fall 2019):

Class size	Class sections		Class sub-sections
	Number	Percent	
2 to 9 students enrolled	93	45%	*
10 to 19 students enrolled	85	41%	*
20 to 29 students enrolled	22	11%	*
30 to 39 students enrolled	4	2%	*
40 to 49 students enrolled	3	1%	*
50 to 99 students enrolled	0	0%	*
100+ students enrolled	0	0%	*
<b>Total</b>	<b>207</b>	<b>100%</b>	<b>*</b>

**Average Class Size: 12**

Data Source: New College Student Evaluation System benchmark of dataset December 20, 2019.

Note: Class sections are organized courses meeting in a classroom or similar setting at a stated time or times. Individual instruction such as tutorials and one-on-one classes, thesis research, music instruction, and tutoring are excluded. Subsections are any subsection of a course, such as a laboratory, recitation, and discussion subsection supplementary in nature and scheduled to meet separately from the lecture [seminar] portion of the course. Same exclusions apply as to class sections.

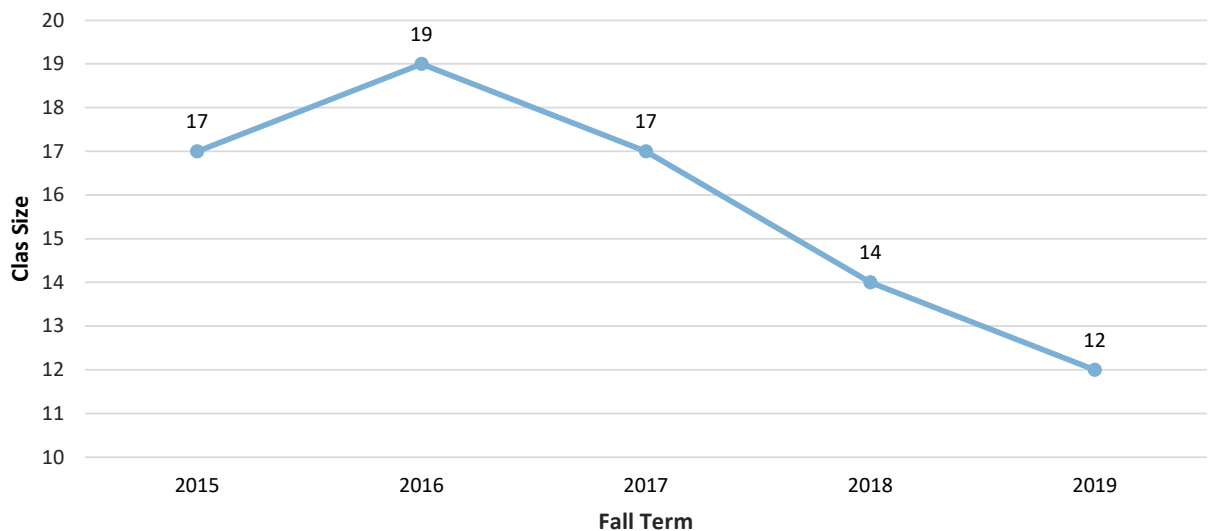
New College instructors often establish class subsections, which may be discussion groups, project teams and practice/problem sessions to enhance classes. These arrangements between instructors and students are not tracked formally by the Registrar, but generally they are noted in published course descriptions.

Class sizes:

Included in the class size headcount:

- 1) Any student who received an evaluation designation other than "Dropped".
- 2) Any student without an evaluation designation assigned.

#### \*I3a. Class size Fall 2015 to Fall 2019:



## J. Degrees Conferred

### \*J1a. Bachelor Degrees conferred between July 1, 2018 and June 30, 2019:

CIP Name	Bachelor's Degrees	%	CIP 2010 Code	CIP 2010 Categories to Include
Environmental Studies	12	6%	03.0103	03
Foreign Languages and Literatures, General	18	8%	16.0101	16
Liberal Arts and Sciences, General Studies and Humanities, Other	101	47%	24.0199	24
Biological and Physical Sciences	70	33%	30.0101	30
International/Global Studies	12	6%	30.2001	30
<b>Total</b>	<b>213</b>	<b>100%</b>	-	-

### \*J1b. Master Degrees conferred between July 1, 2018 and June 30, 2019:

Program	Master's Degrees	%	CIP 2010 Code	CIP 2010 Categories to Include
Computer and information sciences	16	100%	11.9999	11
<b>Total</b>	<b>16</b>	<b>100%</b>		



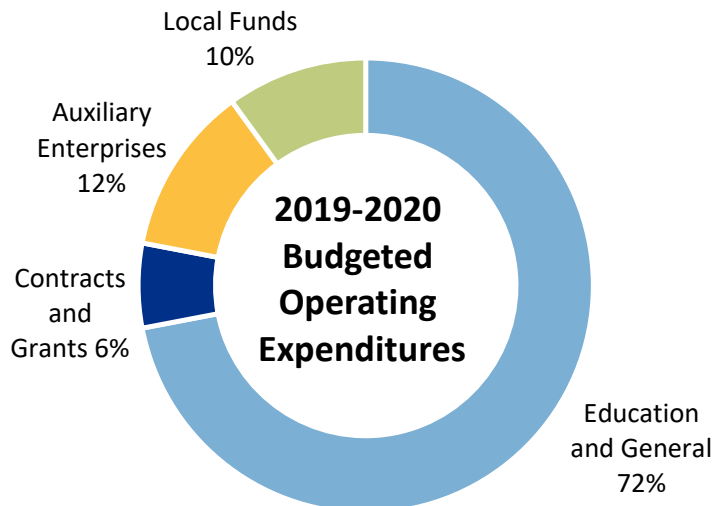
## K. Fiscal Resources

### K1. 2019-2020 Budgeted operating expenditures:

Budget Entity	Budgeted Amount	Percent
Education and General	\$40,804,122	72%
Contracts and Grants	\$3,608,244	6%
Auxiliary Enterprises	\$6,527,182	12%
Local Funds	\$5,702,134	10%
<b>Total</b>	<b>\$56,641,682</b>	<b>100%</b>

Data Source: New College 2019-2020 Operating Budget File Reports and E&G Budget Amendments.

Note: <sup>1</sup> The amended Education and General budgeted amount is different from the one submitted to the State University System of Florida at the beginning of budget year, and is the result of subsequent budget amendments and adjustment of tuition revenues and waivers and assumption of full restoration of performance funding.



### K2. 2017-2018 and 2018-2019 Education & General operating expenditures by program activities:

Program Activities	2017-2018 Expenditure		2018-2019 Expenditure	
	Amount	Percent	Amount	Percent
Administrative Direction & Support Services	\$6,910,605	23%	\$7,801,731	22%
Instruction and Research	\$12,522,313	41%	\$15,194,387	42%
Libraries <sup>1</sup> /Audio Visual	\$1,073,746	4%	\$1,291,568	4%
Physical Plant Management	\$4,685,036	15%	\$5,895,213	16%
Student Services	\$5,315,684	17%	\$5,676,487	16%
<b>Total</b>	<b>\$30,507,384</b>	<b>100%</b>	<b>\$35,859,386</b>	<b>100%</b>

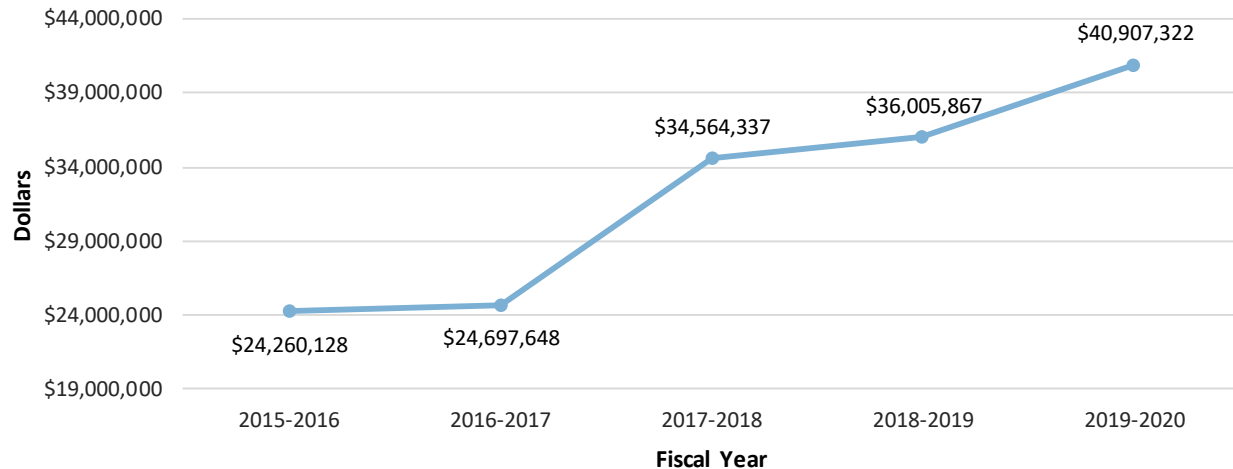
Data Source: NCF 2017-2018 and 2018-2019 Operating Budget File Reports.

Note: <sup>1</sup> Jane Bancroft Cook Library operations provide support to both New College and USF Sarasota/Manatee. The values reported here represent New College expenditures, exclusive of USF Sarasota/Manatee expenditures in support of these operations.

### K3. Actual expenditures (in thousands) by fund 2015-2016 through 2019-2020:

Fund	Actual 2015-16	Actual 2016-17	Actual 2017-18	Actual 2018-19	Budget 2019-20
Education & General	\$25,057	\$25,680	\$30,507	\$35,859	\$40,804
Contracts & Grants	\$2,856	\$2,848	\$2,546	\$2,757	\$3,608
<b>Local Funds</b>					
Student Activity	\$451	\$444	\$439	\$379	\$321
Concession Fund	\$0	\$0.3	\$1	\$5	\$11
Student Financial Aid	\$4,142	\$4,187	\$5,498	\$5,487	\$5,164
Technology Funds	\$117	\$128	\$104	\$141	\$167
Green Fees	\$17	\$41	\$30	\$28	\$39
Auxiliary Enterprises	\$6,250	\$5,908	\$5,996	\$6,292	\$6,527
<b>Grand Total</b>	<b>\$38,890</b>	<b>\$39,236</b>	<b>\$45,121</b>	<b>\$50,948</b>	<b>\$56,641</b>
% Increase (Decrease) from Prior Year	(2.0%)	0.1%	15%	12%	11%
Data Source: NCF 2014-2015 to 2018-2019 Operating Budget File Reports and E&G Budget Amendments.					
Note: The amended Education and General appropriation is different from the one submitted to the State University System of Florida at the beginning of budget year, and is the result of subsequent budget amendments and adjustment of tuition revenues and waivers and full restoration or performance funding.					

### K4. Education & General appropriations<sup>1</sup> from 2015-2016 to 2019-2020:



Data Source: NCF 2015-2016 to 2019-2020 Operating Budget File Reports and E&G Budget Amendments.

Note: <sup>1</sup> The amended Education and General appropriation is different from the one submitted to the University System of Florida at the beginning of budget year, and is the result of subsequent budget amendments and adjustment of tuition revenues and waivers.

## L. Personnel

### L1. Full-time employees by gender:

All Employees	Male	Female	Total	% Male	% Female
Instructional/Research/Public Service Faculty	49	56	105	47%	53%
Management	11	7	18	61%	39%
Library/Student/Academic Affairs Education Services	5	9	14	36%	64%
Business and Financial Operations	6	13	19	32%	68%
Computer, Engineering, and Science	20	10	30	67%	33%
Community Service, Legal, Arts, and Media	10	21	31	32%	68%
Office and Administrative Support	11	37	48	23%	77%
Service Occupations	29	11	40	73%	28%
Natural Resources, Construction, and Maintenance	11	2	13	85%	15%
<b>Total</b>	<b>152</b>	<b>166</b>	<b>318</b>	<b>48%</b>	<b>52%</b>
Data Source: IPEDS, 2019 Fall Staff Survey, including all salaried employees with one full-time equivalent appointment.					

### L2. Part-time employees by gender:

All Employees	Male	Female	Total	% Male	% Female
Instructional/Research/Public Service Faculty	10	7	17	59%	41%
Management	0	0	0	-	-
Library/Student/Academic Affairs Education Services	0	0	0	-	-
Business and Financial Operations	0	0	0	-	-
Computer, Engineering, and Science	0	0	0	-	-
Community Service, Legal, Arts, and Media	0	0	0	-	-
Office and Administrative Support	0	1	1	0%	100%
Service Occupations	0	0	0	-	-
Natural Resources, Construction, and Maintenance	0	0	0	-	-
Graduate Assistants	5	1	6	83%	17%
<b>Total</b>	<b>15</b>	<b>9</b>	<b>24</b>	<b>62%</b>	<b>38%</b>



### L3. Full-time employees by racial/ethnic category:

All Employees	Hispanic/ Latino	American Indian or Alaskan Native	Asian	Black or African American	Two or more races	% Minority	White	Non- resident Aliens	Total
Instructional/Research/Public Service Faculty	9	1	7	3	1	20%	71	13	105
Management	0	0	0	2	0	11%	16	0	18
Library/Student/Academic Affairs Education Services	1	0	0	1	0	14%	11	1	14
Business and Financial Operations	3	0	1	0	0	21%	15	0	19
Computer, Engineering, and Science	1	0	2	0	0	10%	26	1	30
Community Service, Legal, Arts, and Media	2	1	3	2	0	26%	23	0	31
Office and Administrative Support	8	0	0	2	0	21%	38	0	48
Service Occupations	7	0	2	11	0	50%	19	1	40
Natural Resources, Construction, and Maintenance	1	0	0	1	1	23%	10	0	13
<b>Total</b>	<b>32</b>	<b>2</b>	<b>15</b>	<b>22</b>	<b>2</b>	<b>23%</b>	<b>229</b>	<b>16</b>	<b>318</b>
Data Source: IPEDS, 2019 Fall Staff Survey, including all salaried employees with one full-time equivalent appointment.									

### L4. Part-time employees by racial/ethnic category:

All Employees	Hispanic/ Latino	American Indian/ Alaskan Native	Asian	Black or African American	Two or more races	% Minority	White	Non- resident Aliens	Total
Instructional/Research/Public Service Faculty	1	0	0	0	0	6%	15	1	17
Management	0	0	0	0	0	-	0	0	0
Library/Student/Academic Affairs Education Services	0	0	0	0	0	-	0	0	0
Business and Financial Operations	0	0	0	0	0	-	0	0	0
Computer, Engineering, and Science	0	0	0	0	0	-	0	0	0
Community Service, Legal, Arts, and Media	0	0	0	0	0	-	0	0	0
Office and Administrative Support	0	0	0	0	0	0%	1	0	1
Service Occupations	0	0	0	0	0	-	0	0	0
Natural Resources, Construction, and Maintenance	0	0	0	0	0	-	0	0	0
Graduate Assistants	1	0	0	0	0	17%	4	1	6
<b>Total</b>	<b>2</b>	<b>0</b>	<b>0</b>	<b>0</b>	<b>0</b>	<b>8%</b>	<b>20</b>	<b>2</b>	<b>24</b>
Data Source: IPEDS, 2019 Fall Staff Survey, including all salaried employees with less than one full-time equivalent appointment.									

## M. Library Resources

### M1. Library statistics:

Volumes held June 30, 2018	226,520
Volumes held June 30, 2019	220,873
Current serials <sup>1</sup>	2,172
Databases	210
E-Books	8,415
Media (audio and video materials)	6,593
Additions to Institutional Repository (pages)	513
Library faculty FTE	4
Other professional staff	2
Support staff	9
Librarian presentations to groups 2018-2019	100
Librarian reference transactions and consultations 2018-2019	312
Staff information transactions 2018-2019	2,802
Circulations 2018-2019	17,799
Interlibrary Loan lending 2018-2019	3,583
Interlibrary Loan borrowing 2018-2019	6,798
Weekly public service hours	96
Visits to the library (gate count)	127,157
<i>Note 1: Accessible through the Jane Bancroft Cook Library catalog or discovery system. In addition, students may have access to serials through the University of South Florida library catalog or discovery system.</i>	



## N. Physical Facilities

**N1. Campus size:** 110 acres

**N2. Special academic buildings/equipment on campus:** Caples Fine Arts Complex, Sainer Performing Arts Pavilion, Black Box Theater, Pritzker Marine Biology Research Center, Rolland V. Heiser Natural Sciences Complex with nanotechnology and microwave spectroscopy labs, nuclear magnetic resonance spectrometers, high-field magnetic resonance spectrometer, high-pressure liquid chromatography instrument, reverse transcriptase real-time polymerase chain reaction apparatus, gas chromatograph, atomic force microscope, brain function analysis systems, scanning electron microscope, UV-visible & infrared spectrophotometer.

### N3. Buildings:

Building	Gross Square Footage	Building	Gross Square Footage
Academic Center	35,787	Lota Mundy Music Building	4,515
Ace Mechanical Building	304	Outdoor Classroom	1,296
Ann and Alfred Goldstein Residence Hall	24,396	Palmer A	9,411
Anthropology Laboratory	652	Palmer B	8,230
Bath House	461	Palmer C	8,534
Boat Pavillion	693	Palmer D	8,534
Bob Johnson Residence Hall	24,482	Palmer E	8,230
Bon Seigneur Residence	4,733	Pedestrian Bridge	1,200
Campus Police	2,033	Peggy Bates Residence Hall	24,482
Caples Carriage House	2,350	Physical Plant	5,350
Caples Fine Arts - Isermann/Felsmann	11,262	Physical Plant Maint. Storage	2,100
Caples House	5,804	Physical Plant Storage Building A	200
Caples Potting Building	223	Physical Plant Storage Building B	200
Caples Sculpture Studio	5,975	Pritzker Residence Hall (Z-dorm)	25,407
Car Museum	58,454	Public Archaeology Laboratory	1,771
Car Museum Shop	3,287	Reichert House	2,574
Chiller Plant	3,535	Rhoda and Jack Pritzker Marine Biology Research Laboratory	8,920
College Hall	21,441	Robertson Hall	3,681
Cook Hall	12,047	Rolland V. Heiser Natural Science Complex	58,214
Counseling and Wellness Center	4,384	Rothenberg Residence Hall	24,213
Elizabeth and Dallas Dort Residence Hall	24,396	Sailing Equipment Shed	693
Fitness Center	9,896	Sainer Art and Music Pavilion	8,493
Four Winds Café	2,810	Salvatori Residence	2,516
Hamilton Boiler Room	4,665	Social Science Building	1,794
Hamilton Center	24,778	Sudakoff Lecture and Conference Center	12,216
Hamilton Classrooms	15,399	Ulla Searing Residence Hall	11,447
Heiser Greenhouse (North)	320	Utility/Pumps	194
Heiser Greenhouse (West)	880	V Residence Hall	11,447
Jane Bancroft Cook Library	74,731	W Residence Hall	11,448
Keating Center	7,000	Y Residence Hall	11,448
Knight Building	3,254		

## Common Data Set Definitions

**All definitions related to the financial aid section appear at the end of the Definitions document.**

Items preceded by an asterisk (\*) represent definitions agreed to among publishers which do not appear on the CDS document but may be present on individual publishers' surveys.

**\*Academic advisement:** Plan under which each student is assigned to a faculty member or a trained adviser, who, through regular meetings, helps the student plan and implement immediate and long-term academic and vocational goals.

**Accelerated program:** Completion of a college program of study in fewer than the usual number of years, most often by attending summer sessions and carrying extra courses during the regular academic term.

**Admitted student:** Applicant who is offered admission to a degree-granting program at your institution.

**\*Adult student services:** Admission assistance, support, orientation, and other services expressly for adults who have started college for the first time, or who are re-entering after a lapse of a few years.

**American Indian or Alaska Native:** A person having origins in any of the original peoples of North and South America (including Central America) and maintaining tribal affiliation or community attachment.

**Applicant (first-time, first year):** An individual who has fulfilled the institution's requirements to be considered for admission (including payment or waiving of the application fee, if any) and who has been notified of one of the following actions: admission, non-admission, placement on waiting list, or application withdrawn (by applicant or institution).

**Application fee:** That amount of money that an institution charges for processing a student's application for acceptance. This amount is *not* creditable toward tuition and required fees, nor is it refundable if the student is not admitted to the institution.

**Asian:** A person having origins in any of the original peoples of the Far East, Southeast Asia, or the Indian subcontinent, including, for example, Cambodia, China, India, Japan, Korea, Malaysia, Pakistan, the Philippine Islands, Thailand, and Vietnam.

**Associate degree:** An award that normally requires at least two but less than four years of full-time equivalent college work.

**Bachelor's degree:** An award (baccalaureate or equivalent degree, as determined by the Secretary of the U.S. Department of Education) that normally requires at least four years but *not* more than five years of full-time equivalent college-level work. This includes ALL bachelor's degrees conferred in a five-year cooperative (work-study plan) program. (A cooperative plan provides for alternate class attendance and employment in business, industry, or government; thus, it allows students to combine actual work experience with their college studies.) Also, it includes bachelor's degrees in which the normal four years of work are completed in three years.

**Black or African American:** A person having origins in any of the black racial groups of Africa.

**Board (charges):** Assume average cost for 19 meals per week or the maximum meal plan.

**Books and supplies (costs):** Average cost of books and supplies. Do not include unusual costs for special groups of students (e.g., engineering or art majors), unless they constitute the majority of students at your institution.

**Calendar system:** The method by which an institution structures most of its courses for the academic year.

**Campus Ministry:** Religious student organizations (denominational or nondenominational) devoted to fostering religious life on college campuses. May also refer to Campus Crusade for Christ, an interdenominational Christian organization.

**\*Career and placement services:** A range of services, including (often) the following: coordination of visits of employers to campus; aptitude and vocational testing; interest inventories, personal counseling; help in resume writing, interviewing, launching the job search; listings for those students desiring employment and those seeking permanent positions; establishment of a permanent reference folder; career resource materials.

**Carnegie units:** One year of study or the equivalent in a secondary school subject.

**Certificate:** See **Postsecondary award, certificate, or diploma.**

**Class rank:** The relative numerical position of a student in his or her graduating class, calculated by the high school on the basis of grade-point average, whether weighted or unweighted.

**College-preparatory program:** Courses in academic subjects (English, history and social studies, foreign languages, mathematics, science, and the arts) that stress preparation for college or university study.

**Common Application:** The standard application form distributed by the National Association of Secondary School Principals for a large number of private colleges who are members of the Common Application Group.

**\*Community service program:** Referral center for students wishing to perform volunteer work in the community or participate in volunteer activities coordinated by academic departments.

**Commuter:** A student who lives off campus in housing that is not owned by, operated by, or affiliated with the college. This category includes students who commute from home and students who have moved to the area to attend college.

**Clock hour:** A unit of measure that represents an hour of scheduled instruction given to students. Also referred to as contact hours.

**Continuous basis (for program enrollment):** A calendar system classification that is used by institutions that enroll students at any time during the academic year. For example, a cosmetology school or a word processing school might allow students to enroll and begin studies at various times, with no requirement that classes begin on a certain date.

**Cooperative education program:** A program that provides for alternate class attendance and employment in business, industry, or government.

**Cooperative housing:** College-owned, -operated, or -affiliated housing in which students share room and board expenses and participate in household chores to reduce living expenses.

**\*Counseling service:** Activities designed to assist students in making plans and decisions related to their education, or personal development.

**Credit:** Recognition of attendance or performance in an instructional activity (course or program) that can be applied by a recipient toward the requirements for a degree, diploma, certificate, or other recognized postsecondary credential.

**Credit course:** A course that, if successfully completed, can be applied toward the number of courses required for achieving a degree, diploma, certificate, or other recognized postsecondary credential.

**Credit hour:** A unit of measure representing an hour (50 minutes) of instruction over a 15-week period in a semester or trimester system or a 10-week period in a quarter system. It is applied toward the total number of hours needed for completing the requirements of a degree, diploma, certificate, or other postsecondary credential.

**Cross-registration:** A system whereby students enrolled at one institution may take courses at another institution without having to apply to the second institution.

**Deferred admission:** The practice of permitting admitted students to postpone enrollment, usually for a period of one academic term or one year.

**Degree:** An award conferred by a college, university, or other postsecondary education institution as official recognition for the successful completion of a program of studies.

**Degree-seeking students:** Students enrolled in courses for credit who are recognized by the institution as seeking a degree or recognized postsecondary credential. At the undergraduate level, this is intended to include students enrolled in vocational or occupational programs.

**Differs by program (calendar system):** A calendar system classification that is used by institutions that have occupational/vocational programs of varying length. These schools may enroll students at specific times depending on the program desired. For example, a school might offer a two-month program in January, March, May, September, and November; and a three-month program in January, April, and October.

**Diploma:** See **Postsecondary award, certificate, or diploma.**

**Distance learning:** An option for earning course credit at off-campus locations via cable television, internet, satellite classes, videotapes, correspondence courses, or other means.

**Doctor's degree-research/scholarship:** A Ph.D. or other doctor's degree that requires advanced work beyond the master's level, including the preparation and defense of a dissertation based on original research, or the planning and execution of an original project demonstrating substantial artistic or scholarly achievement. Some examples of this type of degree may include Ed.D., D.M.A., D.B.A., D.Sc., D.A., or D.M., and others, as designated by the awarding institution.

**Doctor's degree-professional practice:** A doctor's degree that is conferred upon completion of a program providing the knowledge and skills for the recognition, credential, or license required for professional practice. The degree is awarded after a period of study such that the total time to the degree, including both pre-professional and professional preparation, equals at least six full-time equivalent academic years. Some of these degrees were formerly classified as "first-professional" and may include: Chiropractic (D.C. or D.C.M.); Dentistry (D.D.S. or D.M.D.); Law (L.L.B. or J.D.); Medicine (M.D.); Optometry (O.D.); Osteopathic Medicine (D.O.); Pharmacy (Pharm.D.); Podiatry (D.P.M., Pod.D., D.P.); or, Veterinary Medicine (D.V.M.), and others, as designated by the awarding institution.

**Doctor's degree-other:** A doctor's degree that does not meet the definition of a doctor's degree - research/scholarship or a doctor's degree - professional practice.

**Double major:** Program in which students may complete two undergraduate programs of study simultaneously.

**Dual enrollment:** A program through which high school students may enroll in college courses while still enrolled in high school. Students are not required to apply for admission to the college in order to participate.

**Early action plan:** An admission plan that allows students to apply and be notified of an admission decision well in advance of the regular notification dates. If admitted, the candidate is not committed to enroll; the student may reply to the offer under the college's regular reply policy.

**Early admission:** A policy under which students who have not completed high school are admitted and enroll full time in college, usually after completion of their junior year.

**Early decision plan:** A plan that permits students to apply and be notified of an admission decision (and financial aid offer if applicable) well in advance of the regular notification date. Applicants agree to accept an offer of admission and, if admitted, to withdraw their applications from other colleges. There are three possible decisions for early decision applicants: admitted, denied, or not admitted but forwarded for consideration with the regular applicant pool, without prejudice.

**English as a Second Language (ESL):** A course of study designed specifically for students whose native language is not English.

**Exchange student program-domestic:** Any arrangement between a student and a college that permits study for a semester or more at another college in the United States without extending the amount of time required for a degree. See also **Study abroad.**

**External degree program:** A program of study in which students earn credits toward a degree through independent study, college courses, proficiency examinations, and personal experience. External degree programs require minimal or no classroom attendance.

**Extracurricular activities (as admission factor):** Special consideration in the admissions process given for participation in both school and nonschool-related activities of interest to the college, such as clubs, hobbies, student government, athletics, performing arts, etc.

**First-time student:** A student attending any institution for the first time at the level enrolled. Includes students enrolled in the fall term who attended a postsecondary institution for the first time at the same level in the prior summer term. Also includes students who entered with advanced standing (college credit earned before graduation from high school).

**First-time, first-year (freshman) student:** A student attending any institution for the first time at the undergraduate level. Includes students enrolled in the fall term who attended college for the first time in the prior summer term. Also includes students who entered with advanced standing (college credits earned before graduation from high school).

**First-year student:** A student who has completed less than the equivalent of 1 full year of undergraduate work; that is, less than 30 semester hours (in a 120-hour degree program) or less than 900 clock hours.

**Freshman:** A first-year undergraduate student.

**\*Freshman/new student orientation:** Orientation addressing the academic, social, emotional, and intellectual issues involved in beginning college. May be a few hours or a few days in length; at some colleges, there is a fee.

**Full-time student (undergraduate):** A student enrolled for 12 or more semester credits, 12 or more quarter credits, or 24 or more clock hours a week each term.

**Geographical residence (as admission factor):** Special consideration in the admission process given to students from a particular region, state, or country of residence.

**Grade-point average (academic high school GPA):** The sum of grade points a student has earned in secondary school divided by the number of courses taken. The most common system of assigning numbers to grades counts four points for an A, three points for a B, two points for a C, one point for a D, and no points for an E or F. Unweighted GPA's assign the same weight to each course. Weighting gives students additional points for their grades in advanced or honors courses.

**Graduate student:** A student who holds a bachelor's or equivalent, and is taking courses at the post-baccalaureate level.

**\*Health services:** Free or low cost on-campus primary and preventive health care available to students.

**High school diploma or recognized equivalent:** A document certifying the successful completion of a prescribed secondary school program of studies, or the attainment of satisfactory scores on the Tests of General Educational Development (GED), or another state-specified examination.

**Hispanic or Latino:** A person of Mexican, Puerto Rican, Cuban, South or Central American, or other Spanish culture or origin, regardless of race.

**Honors program:** Any special program for very able students offering the opportunity for educational enrichment, independent study, acceleration, or some combination of these.

**Independent study:** Academic work chosen or designed by the student with the approval of the department concerned, under an instructor's supervision, and usually undertaken outside of the regular classroom structure.

**In-state tuition:** The tuition charged by institutions to those students who meet the state's or institution's residency requirements.

**International student:** See **Nonresident alien**.

**International student group:** Student groups that facilitate cultural dialogue, support a diverse campus, assist

international students in acclimation and creating a social network.

**Internship:** Any short-term, supervised work experience usually related to a student's major field, for which the student earns academic credit. The work can be full- or part-time, on- or off-campus, paid or unpaid.

**\*Learning center:** Center offering assistance through tutors, workshops, computer programs, or audiovisual equipment in reading, writing, math, and skills such as taking notes, managing time, taking tests.

**\*Legal services:** Free or low cost legal advice for a range of issues (personal and other).

**Liberal arts/career combination:** Program in which a student earns undergraduate degrees in two separate fields, one in a liberal arts major and the other in a professional or specialized major, whether on campus or through cross-registration.

**Master's degree:** An award that requires the successful completion of a program of study of generally one or two full-time equivalent academic years of work beyond the bachelor's degree. Some of these degrees, such as those in Theology (M.Div., M.H.L./Rav) that were formerly classified as "first-professional", may require more than two full-time equivalent academic years of work.

**Minority affiliation (as admission factor):** Special consideration in the admission process for members of designated racial/ethnic minority groups.

**\*Minority student center:** Center with programs, activities, and/or services intended to enhance the college experience of students of color.

**Model United Nations:** A simulation activity focusing on conflict resolution, globalization, and diplomacy. Assuming roles as foreign ambassadors and "delegates," students conduct research, engage in debate, draft resolutions, and may participate in a national Model UN conference.

**Native Hawaiian or Other Pacific Islander:** A person having origins in any of the original peoples of Hawaii, Guam, Samoa, or other Pacific Islands.

**Nonresident alien:** A person who is not a citizen or national of the United States and who is in this country on a visa or temporary basis and does not have the right to remain indefinitely.

**\*On-campus day care:** Licensed day care for students' children (usually age 3 and up); usually for a fee.

**Open admission:** Admission policy under which virtually all secondary school graduates or students with GED equivalency diplomas are admitted without regard to academic record, test scores, or other qualifications.

**Other expenses (costs):** Include average costs for clothing, laundry, entertainment, medical (if not a required fee), and furnishings.

**Out-of-state tuition:** The tuition charged by institutions to those students who do not meet the institution's or state's residency requirements.

**Part-time student (undergraduate):** A student enrolled for fewer than 12 credits per semester or quarter, or fewer than 24 clock hours a week each term.

**\*Personal counseling:** One-on-one or group counseling with trained professionals for students who want to explore personal, educational, or vocational issues.

**Post-baccalaureate certificate:** An award that requires completion of an organized program of study requiring 18 credit hours beyond the bachelor's; designed for persons who have completed a baccalaureate degree but do not meet the requirements of academic degrees carrying the title of master.

**Post-master's certificate:** An award that requires completion of an organized program of study of 24 credit hours beyond the master's degree but does not meet the requirements of academic degrees at the doctoral level.

**Postsecondary award, certificate, or diploma:** Includes the following three IPEDS definitions for postsecondary awards, certificates, and diplomas of varying durations and credit/clock hour requirements—

*Less Than 1 Academic Year:* Requires completion of an organized program of study at the postsecondary level

(below the baccalaureate degree) in less than 1 academic year (2 semesters or 3 quarters) or in less than 900 clock hours by a student enrolled full-time.

*At Least 1 But Less Than 2 Academic Years:* Requires completion of an organized program of study at the post-secondary level (below the baccalaureate degree) in at least 1 but less than 2 full-time equivalent academic years, or designed for completion in at least 30 but less than 60 credit hours, or in at least 900 but less than 1,800 contact hours.

*At Least 2 But Less Than 4 Academic Years:* Requires completion of an organized program of study at the post-secondary level (below the baccalaureate degree) in at least 2 but less than 4 full-time equivalent academic years, or designed for completion in at least 60 but less than 120 credit hours, or in at least 1,800 but less than 3,600 contact hours.

**Private institution:** An educational institution controlled by a private individual(s) or by a nongovernmental agency, usually supported primarily by other than public funds, and operated by other than publicly elected or appointed officials.

**Private for-profit institution:** A private institution in which the individual(s) or agency in control receives compensation, other than wages, rent, or other expenses for the assumption of risk.

**Private nonprofit institution:** A private institution in which the individual(s) or agency in control receives no compensation, other than wages, rent, or other expenses for the assumption of risk. These include both independent nonprofit schools and those affiliated with a religious organization.

**Private student loans:** A nonfederal loan made by a lender such as a bank, credit union, or private lender used to pay for up to the annual cost of education, less any financial aid received.

**Proprietary institution:** See **Private for-profit institution**.

**Public institution:** An educational institution whose programs and activities are operated by publicly elected or appointed school officials, and which is supported primarily by public funds.

**Quarter calendar system:** A calendar system in which the academic year consists of three sessions called quarters of about 12 weeks each. The range may be from 10 to 15 weeks. There may be an additional quarter in the summer.

**Race/ethnicity:** Category used to describe groups to which individuals belong, identify with, or belong in the eyes of the community. The categories do not denote scientific definitions of anthropological origins. A person may be counted in only one group.

**Race/ethnicity unknown:** Category used to classify students or employees whose race/ethnicity is not known and whom institutions are unable to place in one of the specified racial/ethnic categories.

**Recognized Postsecondary Credential:** Includes both Title IV eligible degrees, certificates, and other recognized postsecondary credentials. Any credential that is received after completion of a program that is eligible for Title IV federal student aid. Credentials are awarded to recognize an individual's attainment of measureable technical or industry/occupational skills necessary to obtain employment or advance within an industry occupation (Generally based on standards developed or endorsed by employers or industry associations).

**Religious affiliation/commitment (as admission factor):** Special consideration given in the admission process for affiliation with a certain church or faith/religion, commitment to a religious vocation, or observance of certain religious tenets/lifestyle.

**\*Religious counseling:** One-on-one or group counseling with trained professionals for students who want to explore religious problems or issues.

**\*Remedial services:** Instructional courses designed for students deficient in the general competencies necessary for a regular postsecondary curriculum and educational setting.

**Required fees:** Fixed sum charged to students for items not covered by tuition and required of such a large proportion of all students that the student who does NOT pay is the exception. Do not include application fees or optional fees such as lab fees or parking fees.

**Resident alien or other eligible non-citizen:** A person who is not a citizen or national of the United States and who has been admitted as a legal immigrant for the purpose of obtaining permanent resident alien status (and who holds either an alien registration card [Form I-551 or I-151], a Temporary Resident Card [Form I-688], or an Arrival-Departure Record [Form I-94] with a notation that conveys legal immigrant status, such as Section 207 Refugee, Section 208 Asylee, Conditional Entrant Parolee or Cuban-Haitian).

**Room and board (charges)—on campus:** Assume double occupancy in institutional housing and 19 meals per week (or maximum meal plan).

**Secondary school record (as admission factor):** Information maintained by the secondary school that may include such things as the student's high school transcript, class rank, GPA, and teacher and counselor recommendations.

**\*Serials:** the number of serial titles that are accessible through the library's catalog or discovery system. A serial is a publication in any medium issued in successive parts bearing numerical or chronological designations and intended to be continued indefinitely. This definition is excerpted from the Association of College & Research Libraries annual survey (<https://acrl.countingopinions.com>).

**Semester calendar system:** A calendar system that consists of two semesters during the academic year with about 16 weeks for each semester of instruction. There may be an additional summer session.

**Student-designed major:** A program of study based on individual interests, designed with the assistance of an adviser.

**Study abroad:** Any arrangement by which a student completes part of the college program studying in another country. Can be at a campus abroad or through a cooperative agreement with some other U.S. college or an institution of another country.

**\*Summer session:** A summer session is shorter than a regular semester and not considered part of the academic year. It is not the third term of an institution operating on a trimester system or the fourth term of an institution operating on a quarter calendar system. The institution may have 2 or more sessions occurring in the summer months. Some schools, such as vocational and beauty schools, have year-round classes with no separate summer session.

**Talent/ability (as admission factor):** Special consideration given to students with demonstrated talent/abilities in areas of interest to the institution (e.g., sports, the arts, languages, etc.).

**Teacher certification program:** Program designed to prepare students to meet the requirements for certification as teachers in elementary, middle/junior high, and secondary schools.

**Transfer applicant:** An individual who has fulfilled the institution's requirements to be considered for admission (including payment or waiving of the application fee, if any) and who has previously attended another college or university and earned college-level credit.

**Transfer student:** A student entering the institution for the first time but known to have previously attended a postsecondary institution at the same level (e.g., undergraduate). The student may transfer with or without credit.

**Transportation (costs):** Assume two round trips to student's hometown per year for students in institutional housing or daily travel to and from your institution for commuter students.

**Trimester calendar system:** An academic year consisting of 3 terms of about 15 weeks each.

**Tuition:** Amount of money charged to students for instructional services. Tuition may be charged per term, per course, or per credit.

**\*Tutoring:** May range from one-on-one tutoring in specific subjects to tutoring in an area such as math, reading, or writing. Most tutors are college students; at some colleges, they are specially trained and certified.

**Unit:** a standard of measurement representing hours of academic instruction (e.g., semester credit, quarter credit, clock hour).

## Financial Aid Definitions

**Undergraduate:** A student enrolled in a four- or five-year bachelor's degree program, an associate degree program, or a vocational or technical program below the baccalaureate.

**\*Veteran's counseling:** Helps veterans and their dependents obtain benefits for their selected program and provides certifications to the Veteran's Administration. May also provide personal counseling on the transition from the military to a civilian life.

**\*Visually impaired:** Any person whose sight loss is not correctable and is sufficiently severe as to adversely affect educational performance.

**Volunteer work (as admission factor):** Special consideration given to students for activity done on a volunteer basis (e.g., tutoring, hospital care, working with the elderly or disabled) as a service to the community or the public in general.

**Wait list:** List of students who meet the admission requirements but will only be offered a place in the class if space becomes available.

**Weekend college:** A program that allows students to take a complete course of study and attend classes only on weekends.

**White:** A person having origins in any of the original peoples of Europe, the Middle East, or North Africa.

**\*Women's center:** Center with programs, academic activities, and/or services intended to promote an understanding of the evolving roles of women.

**Work experience (as admission factor):** Special consideration given to students who have been employed prior to application, whether for relevance to major, demonstration of employment-related skills, or as explanation of student's academic and extracurricular record.

**Aid Awarded:** The dollar amounts offered to financial aid applicants.

**External scholarships and grants:** Scholarships and grants received from outside (private) sources that students bring with them (e.g., Kiwanis, National Merit scholarships). The institution may process paperwork to receive the dollars, but it has no role in determining the recipient or the dollar amount awarded.

**Financial aid applicant:** Any applicant who submits **any one of** the institutionally required financial aid applications/forms, such as the FAFSA.

**Indebtedness:** Aggregate dollar amount borrowed through any loan program (federal, state, subsidized, unsubsidized, private, etc.; excluding parent loans) while the student was enrolled at an institution. Student loans co-signed by a parent are assumed to be the responsibility of the student and **should** be included.

**Institutional scholarships and grants:** Endowed scholarships, annual gifts and tuition funded grants for which the institution determines the recipient.

**Financial need:** As determined by your institution using the federal methodology and/or your institution's own standards.

**Need-based aid:** College-funded or college-administered award from institutional, state, federal, or other sources for which a student must have financial need to qualify. This includes both institutional and non-institutional student aid (grants, jobs, and loans).

**Need-based scholarship or grant aid:** Scholarships and grants from institutional, state, federal, or other sources for which a student must have financial need to qualify.

**Need-based self-help aid:** Loans and jobs from institutional, state, federal, or other sources for which a student must demonstrate financial need to qualify.

**Non-need-based scholarship or grant aid:** Scholarships and grants, gifts, or merit-based aid from institutional, state, federal, or other sources (including unrestricted funds or gifts and endowment income) awarded solely on the basis of

## Financial Aid Definitions

academic achievement, merit, or any other non-need-based reason. When reporting questions H1 and H2, non-need-based aid that is used to meet need should be counted as need-based aid.

**Note: Suggested order of precedence for counting non-need money as need-based:**

- Non-need institutional grants
- Non-need tuition waivers
- Non-need athletic awards
- Non-need federal grants
- Non-need state grants
- Non-need outside grants
- Non-need student loans
- Non-need parent loans
- Non-need work

## Instructional Faculty Definition

**Non-need-based self-help aid:** Loans and jobs from institutional, state, or other sources for which a student need not demonstrate financial need to qualify.

**Work study and employment:** Federal and state work study aid, and any employment packaged by your institution in financial aid awards.

The following definition of full-time instructional faculty is used by the American Association of University Professors (AAUP) in its annual Faculty Compensation Survey (the part time definitions are not used by AAUP). Instructional Faculty is defined as those members of the instructional-research staff whose major regular assignment is instruction, including those with released time for research. Use the chart below to determine inclusions and exclusions:

	Full-time	Part-time
(a) instructional faculty in preclinical and clinical medicine, faculty who are not paid (e.g., those who donate their services or are in the military), or research-only faculty, post-doctoral fellows, or pre-doctoral fellows	Exclude	Include only if they teach one or more non-clinical credit courses
(b) administrative officers with titles such as dean of students, librarian, registrar, coach, and the like, even though they may devote part of their time to classroom instruction and may have faculty status	Exclude	Include if they teach one or more non-clinical credit courses
(c) other administrators/staff who teach one or more non-clinical credit courses even though they do not have faculty status	Exclude	Include
(d) undergraduate or graduate students who assist in the instruction of courses, but have titles such as teaching assistant, teaching fellow, and the like	Exclude	Exclude
(e) faculty on sabbatical or leave with pay	Include	Exclude
(f) faculty on leave without pay	Exclude	Exclude
(g) replacement faculty for faculty on sabbatical leave or leave with pay	Exclude	Include

**Full-time instructional faculty:** faculty employed on a full-time basis for instruction (including those with released time for research)

**Part-time instructional faculty:** Adjuncts and other instructors being paid solely for part-time classroom instruction. Also includes full-time faculty teaching less than two semesters, three quarters, two trimesters, or two four-month sessions.

Employees who are not considered full-time instruction faculty but who teach one or more non-clinical credit courses may be counted as part-time faculty.

**Minority faculty:** includes faculty who designate themselves as Black, non-Hispanic; American Indian or Alaska Native; Asian, Native Hawaiian or other Pacific Islander, or Hispanic.

**Doctorate:** includes such degrees as Doctor of Philosophy, Doctor of Education, Doctor of Juridical Science, and Doctor of Public Health in any field such as arts, sciences, education, engineering, business, and public administration. Also includes terminal degrees formerly designated as “first professional,” including dentistry (DDS or DMD), medicine (MD), optometry (OD), osteopathic medicine (DO), pharmacy (DPharm or BPharm), podiatric medicine (DPM), vet-



## ABOUT NEW COLLEGE OF FLORIDA

Founded in 1960, New College of Florida is a national leader in the liberal arts and sciences and the state of Florida's designated public liberal arts honors college. The bayfront campus is located on the grounds of the former Charles Ringling and Ralph Caples estates, approximately 50 miles south of Tampa.

## CONTACT US

Institutional Research & Assessment  
(941) 487-4692

President's Office  
(941) 487-4100

Provost's Office  
(941) 487-4200

New College Foundation  
(941) 487-4800

Student Affairs  
(941) 487-4250

Office of Enrollment Management  
(941) 487-5000

Communications and Marketing  
(941) 487-4153

[ncf.edu](http://ncf.edu)

**New College**  
THE HONORS COLLEGE of Florida