

2014–2015 FACT BOOK

Office of Institutional Research & Assessment



The New College of Florida Fact Book presents current enrollment, admission, financial aid, fiscal resources and the academic program at the eleventh member institution of the State University System of Florida.

New College
THE HONORS COLLEGE of Florida

The 2014-2015 Fact Book contains information and statistics on institutional enrollment, student characteristics, admissions policies, academic offerings, faculty and class size, fiscal resources, personnel, library resources, and physical facilities. The purpose of the book is to provide the New College community with facts about the College. The information can be used by those responsible for public presentations and reporting about New College.

The backbone of the Fact Book follows the format and definitions established by the Common Data Set widely used by college guide publishers for gathering data on undergraduate education. By standardizing the definition of key terms, the Common Data Set helps ensure that data will be comparable across institutions. Additional tables and figures which are not part of the Common Data Set are also included to provide more comprehensive information.

This book was prepared by the Office of Institutional Research & Assessment with information contributed by many New College offices. We would like to recognize the Office of Admissions and Financial Aid, the Office of the Registrar, the Business Office, Cook Library, the Office of Communications and Marketing, Student Affairs, and Special Assistant to the President for their data and assistance.

This year's Fact Book is available online on the New College of Florida website at ncf.edu/fact-books and also at ncf.edu/publications. If you would like a printed copy, it can be downloaded from the website and printed for reference. We would like to encourage you to contact us with any questions and feel free to send us your comments and suggestions for improving future editions.

Hui-Min Wen, Ph.D., Director
Preston Bennett, Coordinator
Makenzie Pryor, Data Coordinator

Institutional Research & Assessment
Tel: (941) 487-4601 or (941) 487-4692
Fax: (941) 487-4201
E-mail: ncir@ncf.edu



Table of Contents

PUBLISHED SOURCES ON NEW COLLEGE OF FLORIDA	1
ACCREDITATION	2
A. GENERAL INFORMATION	3
A1. Address information	3
A2. Source of institutional control	3
A3. Classification	3
*A3a. Carnegie classification	3
A4. Academic year calendar	3
A5. Degree offered	3
B. ENROLLMENT AND PERSISTENCE	4
B1. Institutional enrollment	4
*B1a. Total transfer students	4
*B1b. Florida residents for tuition purposes	4
*B1c. 2013-2014 Unduplicated headcount	5
B2. Enrollment by racial/ethnic category	5
*B2a. Students by age	5
*B2b. Average age of students	5
*B2c. Enrollment by Florida county of residence	6
*B2d. Enrollment by U.S. college board region	7
*B2e. Foreign students by country of origin	7
B3. Number of bachelor's degrees awarded from July 1, 2013 to June 30, 2014	8
*B3a. Students awarded bachelor's degrees by gender and racial/ethnic category	8
*B3b. Number of graduates 2005-2014	8
<u>B4-11. Graduation Rates</u>	<u>9</u>
*B11a. Income-based Graduation Rates	9
*B11b. New College first-time, full-time students four-year and six-year graduation rates	9
*B11c. First-time, full-time students four-year and six-year graduation rates 1999-2008	10
B22. Percent of Fall 2013 entering first-time, full-time students who enroll in Fall 2014	10
*B22a. New College first-time, full-time students first year retention rates	10
*B22b. First-time, full-time students first year retention rates 2004-2013	11
*B23a. Annual student credit hours 2009-2010 to 2013-2014	11
*B23b. Total annual student credit hours	12
*B23c. Annual full-time equivalent enrollment 2009-2010 to 2013-2014	12
*B24. Fall term enrollment headcounts 2004-2014	13
C. FIRST-TIME, FIRST-YEAR (FRESHMAN) ADMISSIONS	14
<u>C1-2. Applications</u>	<u>14</u>
C1. First-time, first-year (freshman) students	14
C2. Freshman wait-listed students	14
<u>C3-5. Admissions Requirements</u>	<u>14</u>
C3. High school completion requirement	14
C4. General college-preparatory program requirement for degree-seeking students	14
C5. Distribution of high school units required and/or recommended	15
<u>C6-7. Basis for Selection</u>	<u>15</u>
C6. Basis for applicant selection	15
C7. Relative importance of academic and non-academic factors in freshman admissions decisions	16
C8. Entrance exams	16
C8a. Use of entrance exams in admission decisions for first-time, first-year, degree seeking applicants	16
C8b. Use of ACT in first-time, first-year (freshman) students' admission decisions	17
C8c. Use of SAT/ACT essay component	17
C8d. Use of applicants' test scores for academic advising	17
C8e. Test scores submission deadlines	17
<u>C9-12. Freshman Profile</u>	<u>18</u>
C9. Enrolled first-time, first-year (freshman) students' SAT/ACT test scores	18
C10. Percent of all degree-seeking, first-time, first-year (freshman) student high school class rank	18

C12.	Average high school grade-point averages	19
*C12a.	Percent of first-time, first-year (freshman) students with specialized high school course or curriculum selection	19
*C12b.	Percent of first-time, first-year (freshman) students by secondary school type	19
<u>C13-20.</u>	<u>Admissions Policies</u>	20
C13.	Application fee	20
C14.	Application closing date	20
C15.	First-time, first-year students accepted for terms other than the Fall	20
C16.	Notification to applicants of admission decision sent	20
C17.	Reply policy for admitted applicants	20
C17a.	Housing deposit policies	20
C18.	Deferred admission	20
C19.	Early admission of high school students	21
*C20.	Common application	21
<u>C21-22.</u>	<u>Early Decision and Early Action</u>	21
C21.	Early decision	21
C22.	Early action	21
D.	TRANSFER ADMISSION	22
D1.	Transfer admission	22
D2.	Number of transfer students in Fall 2014	22
*D2a.	Advanced standing of Fall 2014 new admits receiving transfer credits	22
<u>D3-9.</u>	<u>Application for Admission</u>	22
D3.	Terms for which transfers may enroll	22
D4.	Minimum number of transfer credits requirement	22
D5.	Items required of transfer students to apply for admission	23
D6.	Minimum high school grade point average required of transfer applicants	23
D7.	Minimum college grade point average required of transfer applicants	23
D8.	Other application requirements specific to transfer applicants	23
D9.	Application priority, closing, notification, and candidate reply dates for transfer students	23
<u>D12-17.</u>	<u>Transfer Credit Policies</u>	24
D12.	Lowest grade earned for any course that may be transferred for credit	24
D13-14.	Maximum number of credits or courses that may be transferred from a two-year or four-year institution	24
D16.	Minimum number of credits that transfers must complete to earn a bachelor's degree	24
D17.	Other transfer credit policies	24
E.	ACADEMIC OFFERINGS AND POLICIES	25
E1.	Special study options available	25
*E1a.	Majors (areas of concentration) offered leading to a bachelor's degree	25
E3.	Areas in which all or most students are required to complete some course work prior to graduation	26
*E3a.	Majors with the highest enrollment among May 2014 graduates	26
*E3b.	Distribution of May 2014 graduates by academic division	26
*E3c.	Percent of May 2014 graduates who undertook study abroad for credit toward their degrees	27
*E3d.	Percent of May 2014 graduates who undertook off-campus study for credit toward their degrees	27
*E4.	Total endowment as reported to the National Association of College and University Business Officers	27
*E5.	Total endowment as reported to NACUBO 2009-2010 to 2013-2014	27
*E6.	Alumni giving in 2013-2014	27
F.	STUDENT LIFE	28
F1.	Percentage of first-time, first-year (freshman) degree-seeking students and degree-seeking undergraduates enrolled in Fall 2014 who fit the different categories	28
F2.	Activities offered	28
F3.	ROTC programs	29
F4.	Housing	29
G.	ANNUAL EXPENSES	30
G0.	Internet address of institution's net price tracker	30
G1.	Undergraduate full-time tuition, required fees, room and board for 2014-2015 academic year	30
G2.	Number of credits per term a student can take for the stated full-time tuition	30
G3.	Do tuition and fees vary by year of study?	30
*G3a.	Tuition increase from academic year 2013-2014 to 2014-2015	30

G4.	Do tuition and fees vary by undergraduate instructional program?	30
G5.	Estimated expenses for a typical full-time undergraduate student for 2014-2015	31
G6.	Undergraduate per-credit-hour charges for 2014-2015	31
*G7.	Estimated full-time tuition including required fees for Academic Year 2015-2016	31
*G8.	Estimated expenses for a typical full-time undergraduate student for 2015-2016	31
H.	FINANCIAL AID	32
<u>H1-5.</u>	<u>Aid Awarded to Enrolled Undergraduates</u>	32
H1.	Estimated aid awarded to degree-seeking students	32
*H1a.	2013-2014 Financial aid summary	33
H2.	Number of enrolled students awarded aid	34
H2a.	Number of enrolled students awarded non-need-based scholarships and grants	34
H4.	Percentage of 2014 graduates who borrowed through loan programs	35
H4a.	Percentage of 2014 graduates who borrowed through federal loan programs	35
H5.	Average per-borrower cumulative indebtedness	35
H5a.	Average indebtedness of 2014 graduates who borrowed through federal loan programs	35
H6.	Policy regarding financial aid for undergraduate degree-seeking nonresident aliens	36
<u>H7-11.</u>	<u>Process for First-Year/Freshman Students</u>	36
H7.	Financial aid forms nonresident alien first-year financial aid applicants must submit	36
H8.	Financial aid forms domestic first-year (freshman) financial aid applicants must submit	36
H9.	Filing dates for first-year (freshman) students	36
H10.	Notification dates for first-year (freshman) students	36
H11.	Reply dates	37
<u>H12-14.</u>	<u>Types of Aid Available</u>	37
H12.	Loans	37
H13.	Need-based scholarships and grants	37
H14.	Criteria used in awarding institutional aid	37
I.	INSTRUCTIONAL FACULTY AND CLASS SIZE	38
I1.	Instructional faculty for Fall 2014	38
*I1a.	Additional characteristics of instructional faculty and teaching for Fall 2014	38
*I1b.	Full-time instructional faculty by tenure and rank status	39
*I1c.	Instructional faculty headcount Fall 2010 to Fall 2014	39
I2.	Student to faculty ratio	39
I3.	Undergraduate class size	40
*I3a.	Class size Fall 2010 to Fall 2014	40
J.	DEGREES CONFERRED	41
J1.	Degrees conferred between July 1, 2013 and June 30, 2014	41
K.	FISCAL RESOURCES	42
K1.	2014-2015 Budgeted operating expenditures	42
K2.	2012-2013 and 2013-2014 Education & General operating expenditures by program activities	42
K3.	Actual expenditures (in thousands) by fund 2010-2011 through 2014-2015	43
K4.	Education & General appropriation from 2010-2011 to 2014-2015	43
L.	PERSONNEL	44
L1.	Full-time employees by gender	44
L2.	Part-time employees by gender	44
L3.	Full-time employees by racial/ethnic category	45
L4.	Part-time employees by racial/ethnic category	45
M.	LIBRARY RESOURCES	46
M1.	Library Statistics	46
N.	PHYSICAL FACILITIES	47
N1.	Campus size	47
N2.	Special academic buildings/equipment on campus	47
N3.	Buildings	47
	COMMON DATA SET DEFINITIONS	48
	FINANCIAL AID DEFINITIONS	55
	INSTRUCTIONAL FACULTY DEFINITION	56

Published Sources on New College of Florida

Unless otherwise noted, the web address for the sources listed below is www.ncf.edu, and the mailing address is 5800 Bay Shore Road, Sarasota, Florida, 34243.

Annual Report

Financial report for the relevant fiscal year

Available on the web at www.ncf.edu/annual-reports and from: Office of Vice President for Finance & Administration, Cook Hall, 941-487-4444

Course Descriptions and Class Schedule (by Semester)

Current course offerings

Available on the web at www.ncf.edu/course-offerings and from: Office of the Registrar, Palmer Building D, 941-487-4230

General Catalog

Academic program and graduation requirements, descriptions of areas of concentration (majors), academic regulations, faculty and staff, other institutional information

Available on the web at www.ncf.edu/general-catalog and from Office of the Provost and Vice President for Academic Affairs, Cook Hall, 941-487-4200

New College Foundation Annual Report and News

Publications on New College Foundation's mission to provide enhancement funding enabling New College of Florida to deliver innovation and excellence in liberal arts education

Available on the web at www.ncf.edu/foundation or from: New College Foundation, The Keating Center, 941-487-4800

New College News

Electronic newsletter with current news, press coverage and upcoming events at New College of Florida, as well as periodic bulletins on special events held at the College

Available on the web at www.ncf.edu/connect-with-us or from: Office of Communications & Marketing, Palmer Building D, 941-487-4153

Nimbus Magazine

Current updates on College and alumnae/i activities. Published bi-annually.

Available on the web at www.ncf.edu/ncaa-publications, and from the New College Alumnae/i Association, The Keating Center, 941-487-4900



Published Sources on New College of Florida

State of the College Report

Each Fall, the president issues a State of the College report addressing New College's progress during the previous academic year, as well as the challenges and opportunities for the coming year

Available on the web at www.ncf.edu/presidents-office or from Special Assistant to the President, Cook Hall, 941-487-4110

Student Handbook

Provides students with a quick overview of college life, academic procedures and college policies; introduces students to the different divisions in student affairs, from residential life to student activities; and provides details about clubs, organizations, sports and fitness opportunities on campus

Available from: Office of Student Affairs, Hamilton 001, 941-487-4250

Student Newspaper

The Catalyst, organized as an academic tutorial under faculty sponsorship and funded by the New College Student Alliance

Available from: Catalyst editors at ncfcatalyst@gmail.com or Professor Maria Vesperi, tutorial sponsor, at mvesperi@ncf.edu

Viewbook and Other Admissions Materials

Illustrated descriptions of New College for prospective students, including admission requirements, academics, faculty, concentrations, student life, student profiles, financial aid and fast facts

Available on the web at www.ncf.edu/publications, www.ncf.edu/videos, and from: Office of Admissions & Financial Aid, Robertson Hall, 941-487-5000

Accreditation

New College of Florida is accredited by the Southern Association of Colleges and Schools Commission on Colleges to award baccalaureate degrees. Contact the Commission on Colleges at 1866 Southern Lane, Decatur, Georgia 30033-4097 or call 404-679-4500 for questions about the accreditation of New College of Florida.



A. General Information

A1. Address information:

New College of Florida
5800 Bay Shore Road
Sarasota, FL 34243
Main Phone: 941-487-5000

New College Web Site: www.ncf.edu

Main contacts:

Admissions and Financial Aid: 941-487-5000
Institutional Research and Assessment: 941-487-4601
President's Office: 941-487-4100
Provost's Office: 941-487-4200
Registrar: 941-487-4230
Student Affairs: 941-487-4250
Public Affairs & Marketing: 941-487-4153

Admissions information:

Phone: 941-487-5000
Fax: 941-487-5001
E-mail: admissions@ncf.edu
Apply online at www.ncf.edu/Admissions

A2. Source of institutional control: Public

A3. Classification: Residential, coeducational liberal arts college

***A3a. Carnegie classification:** New College is classified by the Carnegie Foundation for the Advancement of Teaching as a Baccalaureate College-Arts & Sciences (Bac/A&S).

A4. Academic year calendar: 4 - 1 - 4

A5. Degree offered: Bachelor of Arts



B. Enrollment and Persistence

B1. Institutional enrollment:

ENROLLMENT	FULL-TIME ¹		PART-TIME	
Undergraduates	Men	Women	Men	Women
Degree-seeking, first-time freshman	80	156	0	0
Other first-year, degree-seeking	17	19	0	0
All other degree-seeking	243	319	0	0
Total degree-seeking	340	494	0	0
All other undergraduates enrolled in credit courses	0	0	0	0
Total undergraduates	340	494	0	0
First-Professional	0	0	0	0
First-time, first-professional students	0	0	0	0
All other first-professionals	0	0	0	0
Total first-professional	0	0	0	0
Graduate	0	0	0	0
Degree-seeking, first-time	0	0	0	0
All other degree-seeking	0	0	0	0
All other graduates enrolled in credit courses	0	0	0	0
Total graduate	0	0	0	0
Total all undergraduates				834
Total all graduate and professional students				0
Grand total all students				834
Note: ¹ All New College students are considered to be enrolled full-time.				

***B1a. Total transfer students:** 107 (13% total undergraduates)

***B1b. Florida residents for tuition purposes:**

Enrollment	Florida		Non-Florida		Total
	#	%	#	%	#
Degree-seeking, first-time freshman	190	81%	46	19%	236
Other first-year, degree-seeking	24	67%	12	33%	36
All other degree-seeking	491	87%	71	13%	562
Total	705	85%	129	15%	834

***B1c. 2013-2014 Unduplicated headcount (includes Spring term): 818**

B2. Enrollment by racial/ethnic category:

Racial/Ethnic Category	Degree-Seeking First-Time First-Year		Transfer Students First-Year		Degree-Seeking Undergraduates (include first-time first-Year)		Total Undergraduates (Both Degree and Non-Degree Seeking)	
	#	%	#	%	#	%	#	%
Nonresident Aliens	6	2.5%	5	11.6%	15	1.8%	15	1.8%
Hispanic / Latino	40	16.9%	6	14.0%	127	15.2%	127	15.2%
Black or African American	5	2.1%	1	2.3%	22	2.6%	22	2.6%
White	162	68.6%	25	58.1%	590	70.7%	590	70.7%
American Indian or Alaskan Native	0	0.0%	0	0.0%	1	0.1%	1	0.1%
Asian	5	2.1%	0	0.0%	20	2.4%	20	2.4%
Native Hawaiian or Other Pacific Islander	0	0.0%	0	0.0%	0	0.0%	0	0.0%
Two or more races	13	5.5%	3	7.0%	38	4.6%	38	4.6%
Race and/ or ethnicity Unknown	5	2.1%	3	7.0%	21	2.5%	21	2.5%
Total	236	100%	43	100%	834	100%	834	100%

B2a. Students by age:

Age Group	First-Time, First-Year Students		All Students	
	#	%	#	%
<16	0	0%	0	0%
16-21	236	100%	770	92%
22-24	0	0%	54	6%
25-29	0	0%	5	1%
30-34	0	0%	0	0%
35-39	0	0%	2	0%
40-49	0	0%	1	0%
>50	0	0%	2	0%

***B2b. Average age of students:**

First-time, first-year, (freshman) students	18
All students	20

***B2c. Enrollment by Florida county of residence¹:**

County	All Students	% of All Students	First-Time, First-Year Students	% of First-Time, First-Year Students
Florida	663	79%	180	76%
1 Alachua	24	3%	7	3%
2 Bay	6	1%	2	1%
3 Brevard	16	2%	3	1%
4 Broward	61	7%	14	6%
5 Charlotte	11	1%	0	0%
6 Citrus	1	0%	0	0%
7 Clay	5	1%	1	0%
8 Collier	13	2%	3	1%
9 Dade	63	8%	21	9%
10 Duval	21	3%	4	2%
11 Escambia	6	1%	0	0%
12 Flagler	3	0%	2	1%
13 Hardee	1	0%	0	0%
14 Hernando	6	1%	2	1%
15 Hillsborough	54	6%	13	6%
16 Indian River	7	1%	2	1%
17 Jefferson	1	0%	0	0%
18 Lake	1	0%	1	0%
19 Lee	20	2%	4	2%
20 Leon	11	1%	5	2%
21 Manatee	27	3%	8	3%
22 Marion	4	0%	1	0%
23 Martin	7	1%	3	1%
24 Monroe	6	1%	2	1%
25 Nassau	2	0%	1	0%
26 Okaloosa	4	0%	1	0%
27 Orange	47	6%	15	6%
28 Osceola	8	1%	3	1%
29 Palm Beach	50	6%	13	6%
30 Pasco	10	1%	4	2%
31 Pinellas	44	5%	10	4%
32 Polk	14	2%	3	1%
33 Putnam	1	0%	0	0%
34 Santa Rosa	3	0%	0	0%
35 Sarasota	52	6%	14	6%
36 Seminole	29	3%	8	3%
37 St. Johns	10	1%	2	1%
38 St. Lucie	3	0%	1	0%
39 Volusia	10	1%	7	3%
40 Walton	1	0%	0	0%
Non-Florida	161	19%	50	21%
Non-USA	10	1%	6	3%
Total	834	100%	236	100%
Note: ¹ Based on students' county of residence at time of admission.				

***B2d. Enrollment by U.S. college board region¹:**

U.S. College Board Region	First-Time, First-Year Students	Percent of First-Time Students	All Students	Percent of all Students
New England (Northeast)—ME, VT, NH, MA, CT, RI	12	5%	26	3%
Middle States (Middle Atlantic)—NY, PA, NJ, DE, MD, DC	11	5%	39	5%
South minus FL – AL, GA, KY, LA, MS, NC, SC, TN, VA	8	3%	32	4%
Florida	180	76%	663	79%
Midwest—MI, OH, WV, IN, IL, WI, MN, IA, MO, KS, NE, SD, ND	8	3%	27	3%
Southwest—TX, NM, OK, AR	2	1%	9	1%
West—MT, ID, WY, WA, OR, CA, NV, UT, CO, AZ, HI, AK	9	4%	28	3%
Non-USA	6	3%	10	1%
Total	236	100%	834	100%
New College represents students from 38 different states (Including DC)				
Note: ¹ Based upon students' state of residence at time of admission.				

***B2e. Foreign students by country of origin¹:**

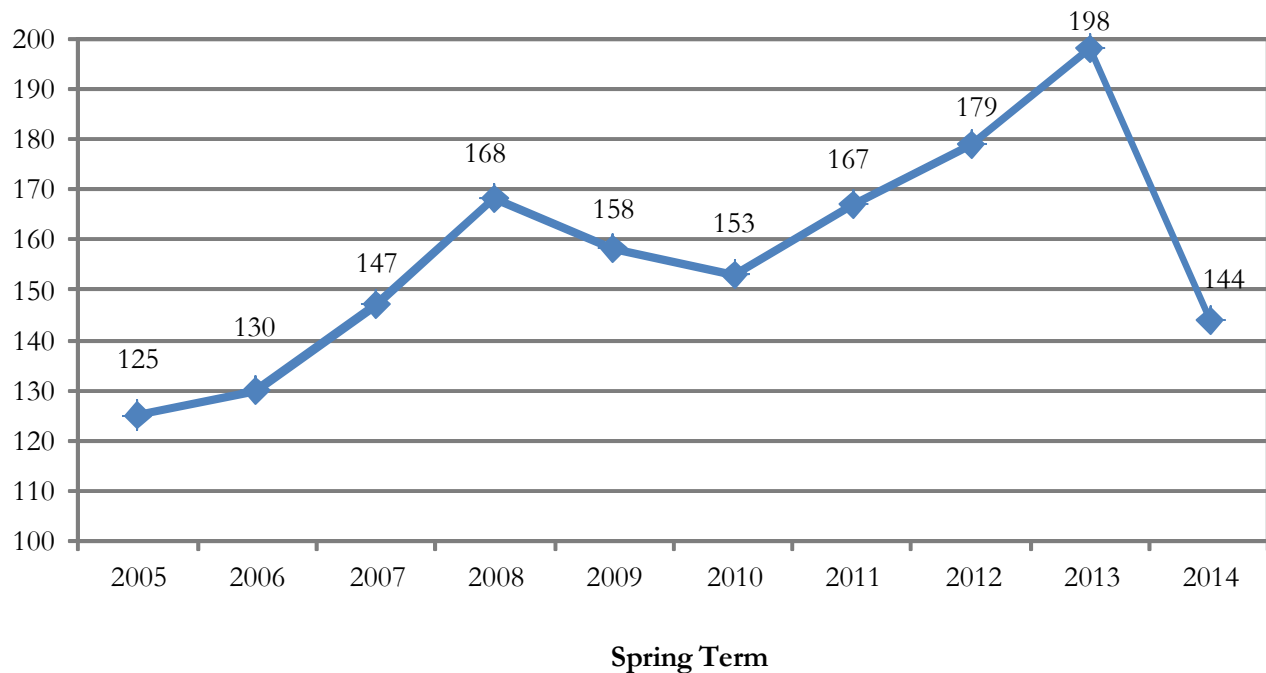
Country of Origin	First-Time, First-Year Students	All Students
Argentina	0	1
Canada	1	2
China	0	2
Colombia	0	1
Cuba	1	2
Dominican Republic	0	1
Haiti	0	1
Israel	1	1
Italy	0	1
Japan	0	1
Jordan	0	1
Liberia	1	1
Mexico	1	1
Netherlands	0	1
Russia	0	2
Senegal	0	1
South Africa	0	1
Sweden	1	1
Syria	1	1
Taiwan	0	1
United Kingdom	1	1
Venezuela	1	2
West Bank	1	2
Total international students	10	29
Total number of countries	10	23
International students as percent of student body	4%	3%
Note: ¹ Include students who have permanent residency or different types of visa.		

B3. Number of bachelor's degrees awarded from July 1, 2013 to June 30, 2014: 144

***B3a. Students awarded bachelor's degrees by gender and racial/ethnic category:**

Racial/Ethnic Category	Men		Women		Total	
	#	%	#	%	#	%
Nonresident Aliens	0	0%	0	0%	0	0%
Hispanic / Latino	5	8%	14	18%	19	13%
Black or African American	0	0%	1	1%	1	1%
White	54	84%	59	74%	113	78%
American Indian or Alaskan Native	0	0%	0	0%	0	0%
Asian	4	6%	1	1%	5	3%
Native Hawaiian or Other Pacific Islander	0	0%	0	0%	0	0%
Two or more races	1	2%	5	6%	6	4%
Race and/ or ethnicity Unknown	0	0%	0	0%	0	0%
Total	64	100%	80	100%	144	100%

***B3b. Number of graduates 2005-2014:**



Note: New College awards degrees only in the Spring Term.

Graduation Rates

B4.	Initial 2008 cohort of first-time, full-time bachelor's (or equivalent) degree-seeking undergraduate students; total all students:	222
B5.	Of the initial 2008 cohort, how many did not persist and did not graduate for the following reasons: death, permanent disability, service in the armed forces, foreign aid service of the federal government, or official church missions; total allowable exclusions:	0
B6.	Final 2008 cohort, after adjusting for allowable exclusions (subtract question B5 from question B4):	222
B7.	Of the initial 2008 cohort, how many completed the program in four years or less (by August 31, 2012):	127
* B7a	Four-year graduation rate for 2008 cohort (question B7 divided by question B6):	57%
B8.	Of the initial 2008 cohort, how many completed the program in more than four years but in five years or less (after August 31, 2012 and by August 31, 2013):	19
B9.	Of the initial 2008 cohort, how many completed the program in more than five years but in six years or less (after August 31, 2013 and by August 31, 2014):	8
B10.	Total graduating within six years (sum of questions B7, B8, and B9):	154
B11.	Six-year graduation rate for 2008 cohort (question B10 divided by question B6):	69%

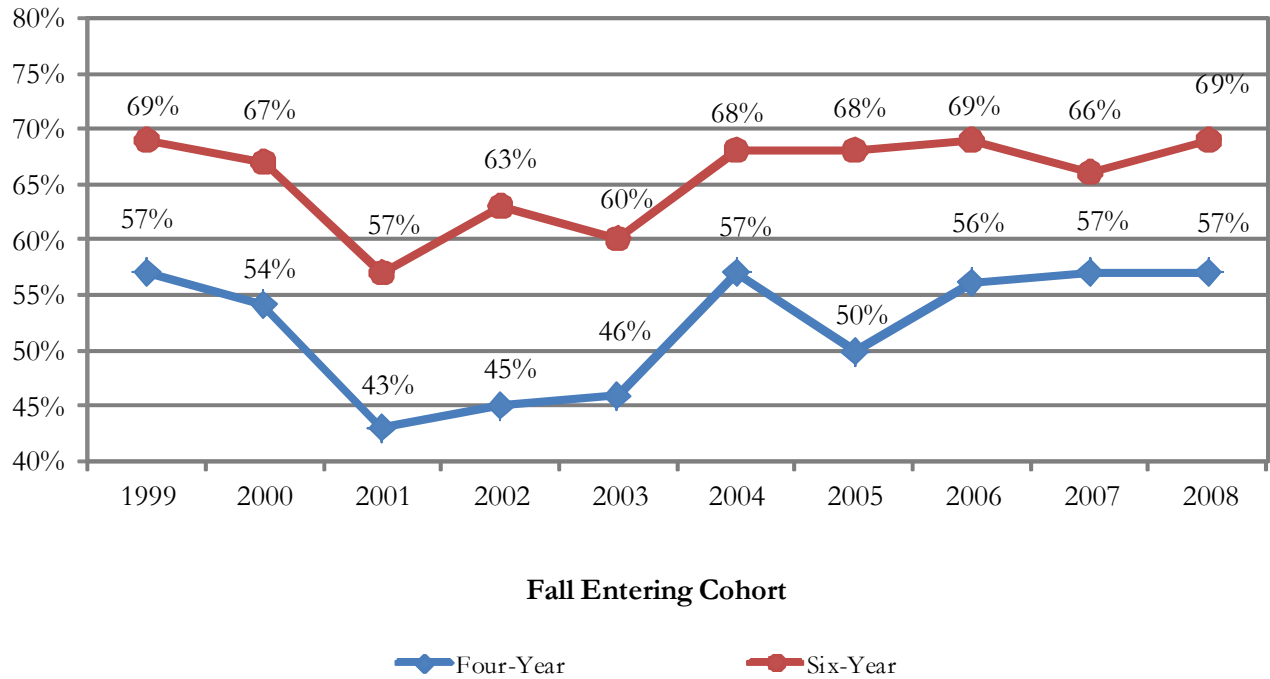
***B11a. Income-based Graduation Rates**

	Pell Grant Recipients	Stafford Loan Recipients who did not receive Pell Grant	Students who did not receive Pell Grant or Stafford Loan
Initial 2008 cohort of first-time, full-time bachelor's (or equivalent) degree-seeking undergraduate students:	37	20	165
Total allowable exclusions:	0	0	0
Final adjusted 2008 cohort:	37	20	165
Total graduating in four years or less:	18	11	98
Total graduating in more than four years but in five years or less:	3	0	16
Total graduating in more than five years but in six years or less:	2	0	6
Total graduating within six years:	23	11	120
Six-year graduation rate for 2008 cohort:	62%	55%	73%

***B11b. New College first-time, full-time students four-year and six-year graduation rates:**

Cohort Year	Total FTICs Admitted	Number FTICs Graduated Within 4 Years	Percent FTICs Graduated Within 4 Years	Number FTICs Graduated Within 6 Years	Percent FTICs Graduated Within 6 Years
1999	129	73	57%	89	69%
2000	162	87	54%	108	67%
2001	150	65	43%	85	57%
2002	160	72	45%	101	63%
2003	157	73	46%	94	60%
2004	189	107	57%	129	68%
2005	218	110	50%	148	68%
2006	175	98	56%	121	69%
2007	202	115	57%	133	66%
2008	222	127	57%	154	69%

***B11c. First-time, full-time students four-year and six-year graduation rates 1999–2008:**



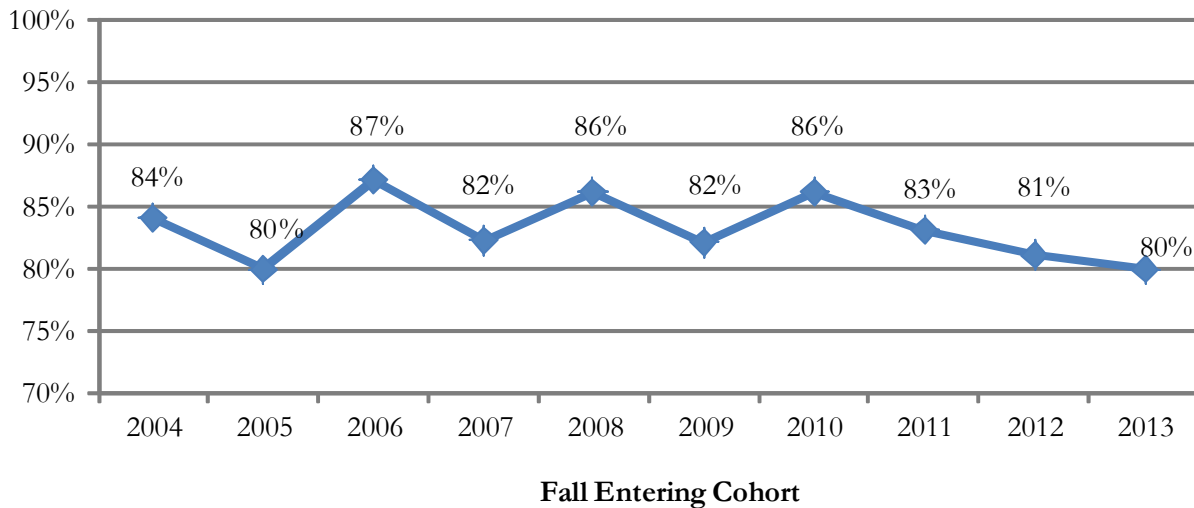
B12 to B21. Not applicable.

B22. Percent of Fall 2013 entering first-time bachelor's degree-seeking undergraduate students who enrolled in Fall 2014: 80%

***B22a. New College first-time, full-time students first-year retention rates:**

Entering Fall Term	Entering First-Time Full-Time Cohort	Retained in the Subsequent Fall Term	First-Year Retention Rate
Fall 2004	189	159	84%
Fall 2005	218	175	80%
Fall 2006	175	153	87%
Fall 2007	202	166	82%
Fall 2008	222	192	86%
Fall 2009	218	179	82%
Fall 2010	183	158	86%
Fall 2011	237	196	83%
Fall 2012	223	181	81%
Fall 2013	222	177	80%

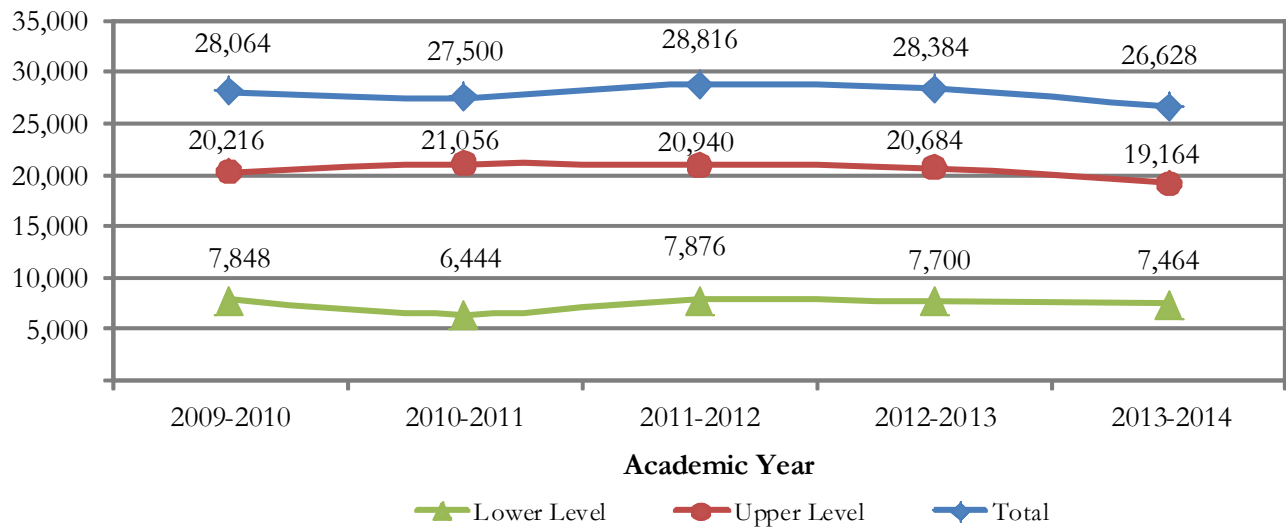
***B22b. First-time, full-time students first-year retention rates 2004-2013:**



***B23a. Annual student credit hours 2009-2010 to 2013-2014:**

TERM	STATE-FUNDABLE STUDENT CREDIT HOURS			NON-STATE-FUNDABLE STUDENT CREDIT HOURS			TOTAL STUDENT CREDIT HOURS		
	Lower Level	Upper Level	Total	Lower Level	Upper Level	Total	Lower Level	Upper Level	Total
Academic Year 2013-2014									
Fall 2013	4,568	10,412	14,980	80	80	160	4,648	10,492	15,140
Spring 2014	2,896	8,752	11,648	48	48	96	2,944	8,800	11,744
Total	7,464	19,164	26,628	128	128	256	7,592	19,292	26,884
Academic Year 2012-2013									
Fall 2012	4,512	11,084	15,596	100	60	160	4,612	11,144	15,756
Spring 2013	3,008	9,492	12,500	80	48	128	3,088	9,540	12,628
Total	7,520	20,576	28,096	180	108	288	7,700	20,684	28,384
Academic Year 2011-2012									
Fall 2011	4,764	11,224	15,988	40	36	76	4,804	11,260	16,064
Spring 2012	3,056	9,616	12,672	16	64	80	3,072	9,680	12,752
Total	7,820	20,840	28,660	56	100	156	7,876	20,940	28,816
Academic Year 2010-2011									
Fall 2010	3,862	11,428	15,290	20	76	96	3,882	11,504	15,386
Spring 2011	2,576	9,488	12,064	16	64	80	2,592	9,552	12,144
Total	6,438	20,916	27,354	36	140	176	6,474	21,056	27,530
Academic Year 2009-2010									
Fall 2009	4,876	10,744	15,620	60	60	120	4,936	10,804	15,740
Spring 2010	2,880	9,332	12,212	32	80	112	2,912	9,412	12,324
Total	7,756	20,076	27,832	92	140	232	7,848	20,216	28,064

***B23b. Total annual student credit hours:**



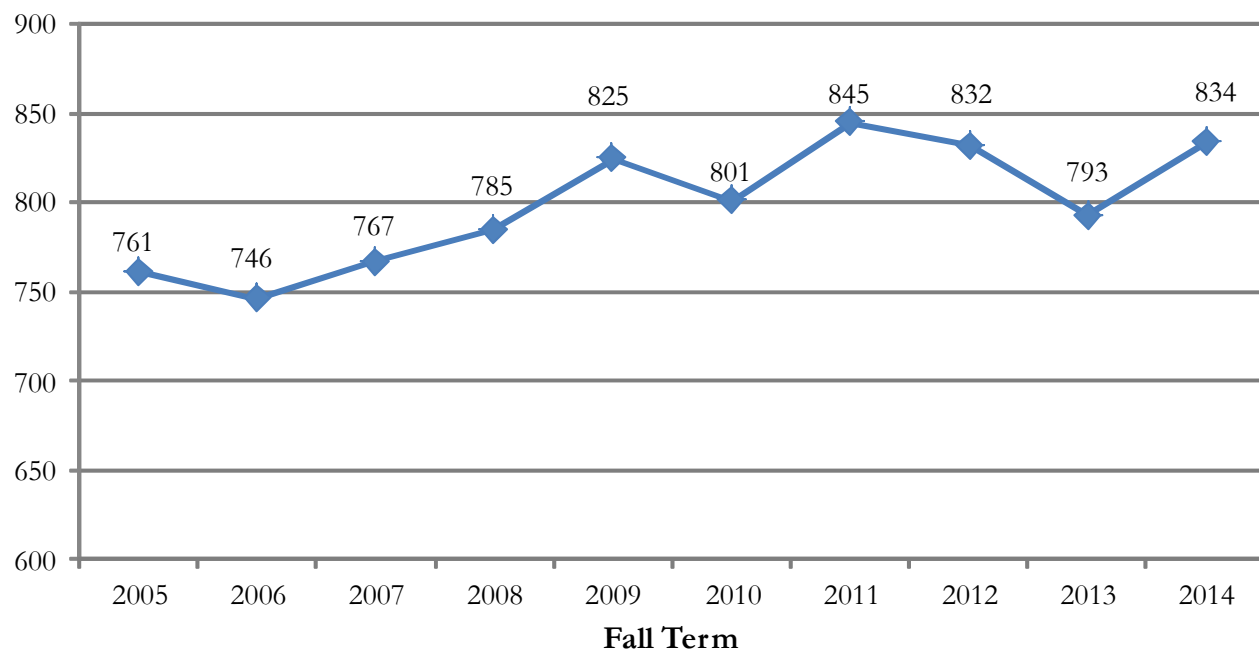
***B23c. Annual full-time equivalent¹ enrollment 2009-2010 to 2013-2014 (FTE):**

Academic Year	STATE-FUNDABLE FTE ENROLLMENT			NON-STATE-FUNDABLE FTE ENROLLMENT			TOTAL FTE ENROLLMENT		
	Lower Level	Upper Level	Total	Lower Level	Upper Level	Total	Lower Level	Upper Level	Total
2013-2014	186	479	665	3	3	6	189	482	671
2012-2013	188	514	702	4	2	7	192	517	709
2011-2012	196	521	717	1	3	4	197	524	720
2010-2011	160	523	683	1	4	4	161	526	688
2009-2010	194	502	696	2	4	6	196	505	702

Note: ¹ 1 annual FTE = 40 student credit hours (Florida State University System FTE calculation method). FTEs are rounded to the nearest whole number.



***B24. Fall term enrollment headcounts 2005-2014:**



C. First-Time, First-Year (Freshman) Admissions

Applications

C1. First-time, first-year (freshman) students:

Total first-time, first-year (freshman) men who applied	560
Total first-time, first-year (freshman) women who applied	1010
Total first-time, first-year (freshman) students who applied	1570
Total first-time, first-year (freshman) men who were admitted	336
Total first-time, first-year (freshman) women who were admitted	604
Total first-time, first-year (freshman) students who were admitted	940
Total full-time, first-time, first-year (freshman) men who enrolled	80
Total full-time, first-time, first-year (freshman) women who enrolled	156
Total full-time, first-time, first-year (freshman) students who enrolled	236

C2. Freshman wait-listed students (students who met admission requirements but whose final admission was contingent on space availability):

Do you have a policy of placing students on a waiting list?	Yes
If yes, please answer the questions below for Fall 2014 admissions:	
Number of qualified applicants offered a place on waiting list	188
Number accepting a place on the waiting list ¹	62
Number of wait-listed students admitted	0
Is your waiting list ranked?	No
If yes, do you release that information to students?	N/A
Do you release that information to school counselors?	N/A
Note: ¹ Includes wait-listed students who replied and did not request to be removed	

Admissions Requirements

C3. High school completion requirement:

High school diploma is required and GED is accepted	X
High school diploma is required and GED is not accepted	
High school diploma or equivalent is not required	

C4. General college-preparatory program requirement for degree-seeking students:

Required	X
Recommended	
Neither required nor recommended	

C5. Distribution of high school units required and/or recommended:

Academic Units	Units Required	Units Recommended
Total academic units	18	20 or more
English	4	4 or more
Mathematics	4	4 or more
Science	3	4 or more
Of above science units, how many must be lab	2	2 or more
Foreign Language	2	4 or more
Social Studies	3	4 or more
History	Included in Social Studies	Included in Social Studies
Academic electives	2	4 or more (in some cases these may include computer science and visual/performing arts, particularly at the advanced level)
Computer Science	Not Required	N/A
Visual / Performing Arts	Not Required	N/A
Other	Not Required	N/A

Basis for Selection

C6. Basis for applicant selection:

Open admission policy for all students	
Open admission policy for most students, but selective admission for out-of-state students	
Open admission policy for most students, but selective admission to some programs	
No open admission. Selective admission for all students.	X



C7. Relative importance of academic and non-academic factors in first-time, first-year, degree-seeking (freshman) students admission decisions:

Factors	Very Important	Important	Considered	Not Considered
Academic Factor				
Rigor of secondary school record	X			
Class rank		X		
Academic GPA	X			
Standardized test scores		X		
Application essay	X			
Recommendation(s)		X		
Nonacademic Factor				
Interview				X
Extracurricular activities		X		
Talent/ability			X	
Character/personal qualities		X		
First generation			X	
Alumni/ae relation			X	
Geographical residence			X	
State residency			X	
Religious affiliation/commitment				X
Racial/ethnic status				X
Volunteer work		X		
Work experience		X		
Level of applicant's interest		X		

C8. Entrance exams

C8a. Use of entrance exams in admission decisions for first-time, first-year, degree seeking applicants:

Does New College make use of SAT, ACT, or SAT Subject Test scores in admission decisions for first-time, first-year, degree-seeking applicants?	Yes
---	-----

If yes, please check marks in the appropriate boxes to reflect New College policies for use in admission for Fall 2015.

	Required	Recommended	Required of Some	Consider if Submitted	Not Used
SAT or ACT	X				
ACT only				X	
SAT only				X	
SAT and SAT Subject Tests				X	
SAT and SAT Subject Tests or ACT				X	
SAT Subject Tests				X	

C8b. If using the ACT in admission decisions for first-time, first-year, degree-seeking applicants for Fall 2016, please indicate which ONE of the following applies (regardless of whether the writing score will be used in the admissions process):

ACT with writing component required	
ACT without writing component recommended	
ACT with or without writing component accepted	X

C8c. Please indicate how New College will use the SAT or ACT essay component (check all that apply):

	SAT Essay	ACT Essay
For admission		
For placement		
For advising		
In place of an application essay		
As a validity check on the application essay		
No college policy as of now	X	X
Not using essay component		

C8d. Use of applicants' test scores for academic advising:

Does New College use applicants' test scores for academic advising?	No
---	----

C8e. Test scores submission deadlines:

Latest date by which SAT or ACT scores must be received for Fall-term admission	April 15
Date by which SAT Subject Test scores must be received for Fall-term admission	N/A

C8f to C8g. Not applicable.



Freshman Profile

C9. Enrolled first-time, first-year (freshman) students' SAT/ACT test scores:

Percent and number of first-time, first-year (freshman) students enrolled in Fall 2014 who submitted national standardized (SAT/ACT) test scores (for all enrolled, degree-seeking, first-time, first-year (freshman) students who submitted test scores).			
Percent submitting SAT scores	87%	Number submitting SAT scores	205
Percent submitting ACT scores	53%	Number submitting ACT scores	126
First-Time Freshman Test Scores	25th Percentile	75th Percentile	Average
SAT Critical Reading	620	710	665
SAT Math	560	670	614
SAT Writing	590	680	632
SAT Essay	8	9	8
ACT Composite	26	30	28
ACT Math	24	29	27
ACT English	27	34	29
ACT Writing	8	9	8
Percent of First-Time, First-Year (Freshman) Students With Scores in Each Range:	SAT Critical Reading	SAT Math	SAT Writing
700-800	30%	14%	19%
600-699	54%	49%	50%
500-599	16%	35%	28%
400-499	0%	2%	3%
300-399	0%	0%	0%
200-299	0%	0%	0%
Scores	ACT Composite	ACT English	ACT Math
30-36	32%	49%	21%
24-29	61%	44%	60%
18-23	7%	6%	19%
12-17	0%	0%	0%
6-11	0%	0%	0%
Below 6	0%	0%	0%

C10. Percent of all degree-seeking, first-time, first-year (freshman) students who had high school class rank within each of the following ranges (information for those students who submitted high school rank information):

Percent in top tenth of high school graduating class	45%
Percent in top quarter of high school graduating class	78%
Percent in top half of high school graduating class	99%
Percent in bottom half of high school graduating class	1%
Percent in bottom quarter of high school graduating class	0%
Percent of total first-time, first-year (freshman) students who submitted high school class rank:	63%

C11. Percent of all enrolled, degree-seeking, first-time, first-year students who had high school grade-point averages within each of the following ranges, on a 4.0 scale (New College weighted high school GPA):

Percent who had GPA of 3.75 and higher	73%
Percent who had GPA between 3.50 and 3.74	16%
Percent who had GPA between 3.25 and 3.49	6%
Percent who had GPA between 3.00 and 3.24	4%
Percent who had GPA between 2.50 and 2.99	<1%
Percent who had GPA between 2.00 and 2.49	0%
Percent who had GPA between 1.00 and 1.99	0%
Percent who had GPA below 1.00	0%

C12. Average high school grade-point averages:

Average high school GPA of all degree-seeking, first-time, first-year (freshman) students who submitted GPA	4.0
Percent of total first-time, first-year (freshman) students who submitted high school GPA	98%

***C12a. Percent of first-time, first-year (freshman) students with specialized high school course or curriculum selection:**

Honors	5%
Advanced Placement	64%
International Baccalaureate programs, offered as an option by selected high schools worldwide, with standardized, enhanced curriculum and international examinations	21%
Member schools of the National Consortium of Specialized Secondary Schools of Mathematics, Science, and Technology	1%

***C12b. Percent of first-time, first-year (freshman) students by secondary school type:**

Secondary School Type	Number	Percent
Public schools	187	79%
Charter schools	4	2%
Private schools	24	10%
Parochial schools	10	4%
Home schooled	3	1%
GED	0	0%
International	8	3%
Total		

Admissions Policies

C13. Application fee:

Does your institution have an application fee?	Yes
Amount of application fee:	\$30.00
Can it be waived for applicants with financial need?	Yes
Please indicate the application fee policy for students who apply on-line:	
Same fee	X
Free	
Reduced	
Can on-line application fee be waived for applicants with financial need?	Yes

C14. Application closing date:

Does your institution have an application closing date?	Yes
Application closing date (Fall):	April 15
Priority date:	November 1 (for guaranteed first-time in-college scholarship program)

C15. First-time, first-year students accepted for terms other than the Fall: No.

C16. Notification to applicants of admission decision sent (fill in one only):

On a rolling basis beginning (Date):	
By: (Date)	
Other	by 04/01 for application files completed by 11/1 by 04/25 for application files completed by 04/15

C17. Reply policy for admitted applicants:

Must reply by (date):	May 1
-----------------------	-------

C17a. Housing deposit policies:

Deadline for housing deposit (MMDD)	N/A
Amount of housing deposit	N/A
Refundable if student does not enroll?	N/A
Yes, in full	N/A
Yes, in part	N/A
No	N/A

C18. Deferred admission:

Does your institution allow students to postpone enrollment after admission?	Yes
If yes, maximum period of postponement:	One year

C19. Early admission of high school students:

Does your institution allow high school students to enroll as full-time, first-time, first-year (freshman) students one year or more before high school graduation?	Yes
---	-----

***C20. Common application:**

Will you accept the Common Application distributed by the National Association of Secondary School Principals if submitted?	Yes
If “yes,” are supplemental forms required?	Yes
Is your college a member of the Common Application Group?	Yes

Early Decision and Early Action**C21. Early decision:**

Does your institution offer an early decision plan (an admission plan that permits students to apply and be notified of an admission decision well in advance of the regular notification date and that asks students to commit to attending if accepted) for first-time, first-year (freshman) applicants for Fall enrollment?	No
---	----

C22. Early action:

Do you have a non-binding early action plan whereby students are notified of an admission decision well in advance of the regular notification date but do not have to commit to attending your college?	Yes
Is your early action plan a “restrictive” plan under which you limit students from applying to other early plans?	N/A



D. Transfer Admission

D1. Transfer admission:

Does your institution enroll transfer students?	Yes
If yes, may transfer students earn advanced standing credit by transferring credits earned from course work completed at other colleges/universities?	Yes

D2. Number of students who applied, were admitted, and enrolled as degree-seeking transfer students in Fall 2014:

Gender	Applicants	Admitted Applicants	Enrolled Applicants
Men	57	30	19
Women	90	43	24
Total	147	73	43

*D2a. Advanced standing of Fall 2014 new admits¹ receiving transfer credits:

	Number	Percent
Exempted from first semester	24	36%
Exempted from second semester	14	21%
Exempted from third semester	28	42%
Total	66	100%

Note: ¹ Include transfer students and first-time, first-year students who received transfer credits via dual enrollment.

Application for Admission

D3. Terms for which transfers may enroll:

Term	May Enroll
Fall	X
Winter	
Spring	X
Summer	

D4. Minimum number of transfer credits requirement:

Must a transfer applicant have a minimum number of credits completed or else must apply as an entering freshman?	No
If yes, what is the minimum number of credits and the unit of measure?	N/A

D5. Items required of transfer students to apply for admission:

	Required of All	Recommended of All	Recommended of Some	Required of Some	Not Required
High school transcript				X	
College transcript(s)	X				
Essay or personal statement	X				
Interview					X
Standardized test scores				X	
Statement of good standing from prior institution(s)				X	

D6. Minimum high school grade point average required of transfer applicants (on a 4.0 scale): 3.00**D7. Minimum college grade point average required of transfer applicants (on a 4.0 scale): 2.00****D8. Other application requirements specific to transfer applicants:**

1. Be in good standing and eligible to return to the last institution attended as a degree-seeking student.
2. Meet the college preparatory and score requirements for freshman applicants, or—with a Florida College System AA—meet the entering foreign language requirement of either:
 - a. Two consecutive high school years of the same foreign language or American Sign Language.
 - or
 - b. Eight college semester hours of the same foreign language or American Sign Language.

D9. Application priority, closing, notification, and candidate reply dates for transfer students:

Term	Priority Date	Closing Date	Notification Date	Reply Date	Rolling Admission
Fall	11/1	4/15	4/1, 4/25	5/1	N/A
Winter					
Spring		12/1	12/15		
Summer					

Note: Decisions for the Spring 2016 class are scheduled for release on a rolling basis beginning in October 2015. Applicants for the Spring 2016 class should make sure all materials expected for the admission application file are received by New College Admissions no later than December 1. However, the College reserves the right to close the class earlier than the date specified if Spring enrollment goals are met before that date, and reserves the right to cancel the Spring class admission cycle if the College has already met its enrollment goals for the year. Should the admission cycle be canceled, Spring class applicants may request to have the application updated for consideration for the Fall 2016 class.

D10 to D11. Not applicable.

Transfer Credit Policies

D12. Lowest grade earned for any course that may be transferred for credit: C

D13-14. Maximum number of credits or courses that may be transferred from a two-year or four-year institution: Three of seven semester-long academic contracts and one of three month-long Independent Study Projects required for graduation may be granted to transfer students. For transfer purposes, a minimum of 52 liberal arts and sciences credits are required to receive maximum credit.

D15. Not applicable.

D16. Minimum number of credits that transfers must complete to earn a bachelor's degree: Transfer students must be in academic residence for a minimum of four semester-long academic contracts and two month-long Independent Study Projects, depending on their transfer credit.

D17. Other transfer credit policies: The Office of Admissions and Financial Aid evaluates transfer credit on behalf of the New College of Florida faculty.

Transfer credit is assigned toward New College of Florida's semester contract, Independent Study Project, and unit requirements for the Bachelor of Arts degree. Credit is considered only for college courses with grades of "C" or better, taken prior to the student's initial enrollment at New College, and documented by official transcript from the accredited, postsecondary degree-granting college or university that issued the original credit. Course work taken on a noncredit basis will not be considered. *Credit by examination is not considered for transfer, except when applied to fulfillment of a Florida College System Associate in Arts (A.A.) degree.*

Courses in the arts and sciences and supporting fields may be accepted toward transfer credit. Acceptable courses typically fall into the following fields:

Anthropology	Computer Science	History	Music	Religion
Art	Economics	Humanities	Natural Sciences	Social Sciences
Art History	Engineering	Journalism	Philosophy	Sociology
Biology	English	Languages ¹	Physics	Theater
Botany	Geography	Literature	Political Science	Visual/Performing Arts
Chemistry	Geology	Mathematics ²	Psychology	
Notes: ¹ <i>Language credit (including Sign Language) transfers only if the language has been studied through at least the second semester level of the first-year sequence.</i>				
² <i>Mathematics courses below the level of Calculus are not typically accepted for transfer with the exception of Trigonometry, Precalculus, and Statistics.</i>				

Limited transfer credit may be assigned for course work in Business and Speech. Otherwise, courses in the following fields typically are not transferable: Business; Education; Health; Nursing; Physical Education; Social Work; and Speech.

Once transfer credit has been granted, that transfer credit will not be removed or waived by a request from the student.

For Florida College System A.A. transfers — for a student who has earned the A.A. degree from a member school of the Florida College System (formerly the Florida public community college system), New College acknowledges fulfillment of the College's Liberal Arts Curriculum (general education) course requirements, and would assign the following maximum transfer credit:

3 semester contracts	1 Independent Study Project	15 units (equivalent to 60 semester credit hours)
----------------------	-----------------------------	---

For all other transfers — transfer credit is based on 16 or more transferable semester hours, in the following increments:

16-19 transferable semester hours	4 units	1 semester contract
20-35 transferable semester hours	5 units	1 semester contract and 1 ISP
36-51 transferable semester hours	9 units	2 semester contracts and 1 ISP
52 or more transferable semester hours	13 units	3 semester contracts and 1 ISP

In no case may transfer credit be given for more than 3 contracts and 1 ISP. Every New College student must complete at least four contracts and two ISPs in residence at New College in order to graduate.

E. Academic Offerings and Policies

E1. Special study options available:

Accelerated program	
Cooperative education program	
Cross-registration	X
Distance learning	
Double major	X
Dual enrollment	
English as a Second Language (ESL)	
Exchange student program (domestic)	X
External degree program	
Honors program	X
Independent study	X
Internships	X
Liberal arts/career combination	
Student-designed major	X
Study abroad	X
Teacher certification program	
Weekend college	
Other (specify): Academic contract, January Interterm (independent study), narrative evaluation/pass-fail, senior thesis, tutorials, undergraduate research.	X

Special or unique academic programs:

- The New College academic contract whereby each student develops her/his individual academic program of coursework, tutorials, field and lab research, study abroad, and so on, in close consultation with a faculty member. See the General Catalog on the web: <http://www.ncf.edu/resources-for-students>
- Non-graded, narrative evaluation, which encourages exploration and mastery.
- Intensive "Independent Study Projects" during January which can be highly individual but can also involve group activities, such as an acting workshop or an ecological tour of Florida.
- Competitive grants programs to support student research.

*E1a. Majors¹ (areas of concentration) offered leading to a bachelor's degree:

Anthropology	Economics	International and Area	Psychology
Applied Mathematics	English	Studies	Public Policy
Art	Environmental Studies	European Studies	Religion
Art History	French Language and	Latin American Studies	Russian Language
Biology	Literature	Literature	and Literature
Marine Biology	French Studies	Mathematics	Social Sciences
Neurobiology	Gender Studies ²	Medieval and Renaissance	Sociology
Biological Psychology	General Studies	Studies	Spanish Language and
Chemistry	German Language	Music	Literature
Biochemistry	and Literature	Natural Sciences	Spanish Language
Chinese Language and	German Studies	Philosophy	and Culture
Culture	History	Physics	Theater ²
Classics	Humanities	Political Science	Urban Studies
Computational Science ²			
Notes: ¹ Students may arrange double and joint-disciplinary areas of concentrations. With faculty approval, they may also design their own areas of concentration.			
² Computational Science, Gender Studies, and Theater are available only in conjunction with another area of Concentration.			

E2. Has been removed from the common data set.

E3. Areas in which all or most students are required to complete some course work prior to graduation:

Arts/fine arts	
Computer literacy	
English (including composition)	
Foreign languages	
History	
Humanities	X
Mathematics	
Philosophy	
Sciences (biological or physical)	X
Social Science	X
Other (describe):	

***E3a. Majors (excluding General Studies and divisional majors) with the highest enrollment among May 2014 graduates:**

Major ¹	Percent
Biology	11%
Anthropology	8%
Psychology	7%
Chemistry	7%
Economics	6%
Note: ¹ <i>Duplicated headcount of graduates by discipline.</i>	

***E3b. Distribution of May 2014 graduates by academic division:**

Academic Division ¹	Percent
Social Sciences	33%
Humanities	28%
Natural Sciences	26%
Interdisciplinary Studies	8%
Environmental Studies	3%
General Studies	3%
Note: ¹ <i>Duplicated headcount of graduates by division.</i>	

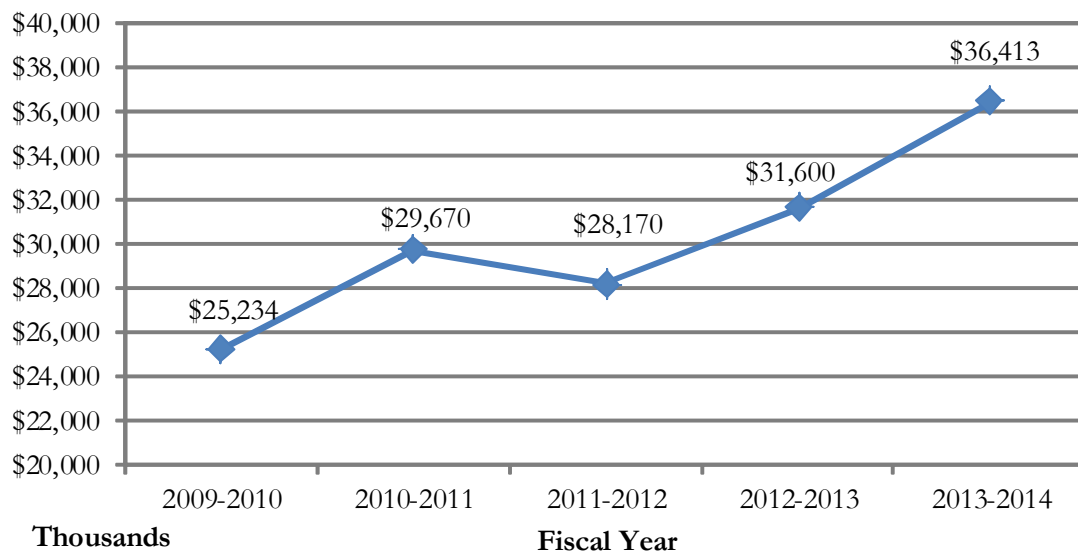
***E3c. Percent of May 2014 graduates who undertook study abroad for credit toward their degrees: 10%**

***E3d. Percent of May 2014 graduates who undertook off-campus study for credit toward their degrees: 15%**

***E4. Total endowment as reported to the National Association of College and University Business Officers (NACUBO):**

The market value of total endowment assets as of June 30, 2014 as reported to the National Association of College and University Business Officers (NACUBO): \$36,413,298

***E5. Total endowment as reported to NACUBO 2009-2010 to 2013-2014:**



***E6. Alumni¹ giving in 2013-2014:**

Number of undergraduate alumni of record	4,824
Number of undergraduate alumni solicited at least once	4,824
Number of undergraduate alumni donors	860
Alumni giving rate ²	17.8%
Notes: ¹ Alumni with undergraduate degrees from New College	
² Alumni giving rate = number of alumni donors / number of alumni of record	

F. Student Life

F1. Percentage of first-time, first-year (freshman) degree-seeking students and degree-seeking undergraduates enrolled in Fall 2014 who fit the following categories:

	First-Time, First-Year (Freshman) Students	All Students
Percent who are from out of state (exclude international/ nonresident aliens) ¹	21%	19%
Percent of men who join fraternities ²	0%	0%
Percent of women who join sororities ²	0%	0%
Percent who live in college-owned, -operated, or -affiliated housing ²	97%	77%
Percent who live off campus or commute ²	3%	23%
Percent of students age 25 and older	0%	1%
Average age of full-time students	18	20
Average age of all students (full- and part-time)	18	20
Notes: ¹ Based upon students' state of residence at time of admission. The percent represents the proportion of out-of-state students in the cohort excluding all international/ nonresident aliens.		
² Based upon information provided by the Office of Housing.		

F2. Activities offered:

Campus Ministries	X
Choral groups	X
Concert band	
Dance	X
Drama/theater	X
International Student Organization	X
Jazz band	X
Literary magazine	X
Marching band	
Model UN	
Music ensembles	X
Musical theater	X
Opera	
Pep band	
Radio station ¹	X
Student government	X
Student newspaper	X
Student-run film society	X
Symphony orchestra	
Television station	
Yearbook	
Note: ¹ 96.5 FM, under 1/2-watt, non-licensed station under FCC experimental community radio authority.	

F3. ROTC programs (offered in cooperation with Reserve Officers' Training Corps):

	On Campus	At Cooperating Institution	Name of Cooperating Institution
Army ROTC is offered:	No	No	
Naval ROTC is offered:	No	No	
Air Force ROTC is offered:	No	No	

F4. Housing:

Coed dorms	Yes
Men's dorms	No
Women's dorms	No
Apartments for married students	No
Apartments for single students	Yes
Special housing for disabled students	Yes
Special housing for international students	Yes
Fraternity/sorority housing	No
Cooperative housing	No
Theme housing	Yes
Wellness housing	Yes
Other housing options (specify): Specialized housing options may be arranged in response to student interest.	Yes



G. Annual Expenses

G0. Internet address of institution's net price calculator:

<http://ncfnetprice.com/>

G1. Undergraduate full-time tuition, required fees, room and board for 2014-2015 academic year:

Tuition	
In-district/In-state	\$6,916
Out-of-state	\$29,944
Nonresident aliens	\$29,944
Fees	
Required fees	(included in tuition)
Room and Board	
Room and board (on-campus)	\$8,687
Room only (on-campus) ¹	\$6,104
Board only (on-campus meal plan)	\$2,583
Note: ¹ Partial board plan required with room. All amounts rounded to the nearest dollar.	

G2. Number of credits per term a student can take for the stated full-time tuition:

Term	Credits
Fall	16
January Interterm (Independent Study Project)	4
Spring	16

G3. Do tuition and fees vary by year of study (e.g., sophomore, junior, senior)? No

***G3a. Tuition increase from academic year 2013-2014 to 2014-2015:**

	2013-2014	2014-2015	Percent Increase
In-district/In-state	\$6,866	\$6,916	<1%
Out-of-state	\$29,894	\$29,944	<1%

G4. Do tuition and fees vary by undergraduate instructional program? No

G5. Estimated expenses for a typical full-time undergraduate student for 2014-2015:

	Residents	Commuters (living at home)	Commuters (not living at home)
Books and supplies	\$1,200	\$1,200	\$1,200
Room only	\$6,104		\$7,200
Board only	\$2,583	\$2,125	\$2,575
Room and board total	\$8,687	\$2,125	\$9,775
Transportation	\$1,100	\$1,100	\$1,100
Other expenses	\$2,170	\$2,170	\$2,170
Note: ¹ Includes mandatory minimum off-campus meal plan (Contact Housing Office for latest information).			

G6. Undergraduate per-credit-hour charges for 2014-2015:

	Tuition & Fees	Tuition Only
In-district/In-state	\$192.10	\$145.20
Out-of-state/ Nonresident aliens	\$831.79	\$754.43

***G7. Estimated full-time tuition including required fees for Academic Year 2015-2016¹:**

In-district/In-state	\$7,040
Out-of-state	\$30,069
Nonresident aliens	\$30,069
Note: ¹ The estimate comes from the Financial Aid Office. The total estimate is for 16 credit hours in the Fall semester, 4 credit hours in the January Interterm, and 16 credit hours in the Spring semester.	

***G8. Estimated expenses for a typical full-time undergraduate student for 2015-2016:**

	Residents	Commuters (living at home)	Commuters (not living at home)
Books and supplies	\$1,200	\$1,200	\$1,200
Room only			
Board only			
Room and board total	\$9,009	\$2,572 ¹	\$10,222
Transportation	\$1,100	\$1,100	\$1,100
Other expenses	\$2,170	\$2,170	\$2,170
Note: ¹ Includes mandatory minimum off-campus meal plan. (Contact Housing Office for information).			

H. Financial Aid

Aid Awarded to Enrolled Undergraduates :

H1. 2014-2015 Estimated aid awarded to degree-seeking students: (using the same cohort reported in question B1. Aid awarded to international students – i.e., those not qualifying for federal aid – is included. Aid that is non-need-based but that was used to meet need is reported in the need-based aid columns):

The academic year for which data are reported for items H1, H2, H2A, and H6:

2014-2015 estimated. Data for H1A is based on 2013-2014 actuals.

Which needs-analysis methodology does your institution use in awarding institutional aid?

Federal methodology (FM)	X
Institutional methodology (IM)	
Both FM and IM	

Financial Aid Category	Need-Based ¹ (\$)	Non-Need-Based ² (\$)
Scholarships/Grants		
Federal	\$1,116,632	\$0
State (i.e., all states, not only the state in which your institution is located)	\$1,009,138	\$1,013,605
Institutional: Endowed scholarships, annual gifts and tuition funded grants, awarded by the college, excluding athletic aid and tuition waivers (which are reported below).	\$1,456,379	\$702,314
Scholarships/grants from external sources (e.g., Kiwanis, National Merit) not awarded by the college	\$171,059	\$60,078
Total Scholarships/Grants	\$3,753,208	\$1,775,997
Self-Help		
Student loans from all sources (excluding parent loans)	\$1,904,763	\$2,227,785
Federal Work-Study	\$53,151	\$0
State and other (e.g., institutional) work-study/employment (Note: Excludes Federal Work-Study captured above.)	\$0	\$0
Total Self-Help	\$1,957,914	\$2,227,785
Parent Loans	\$21,218	\$110,433
Tuition Waivers ³	\$773,499	\$836,521
Athletic Awards	\$0	\$0

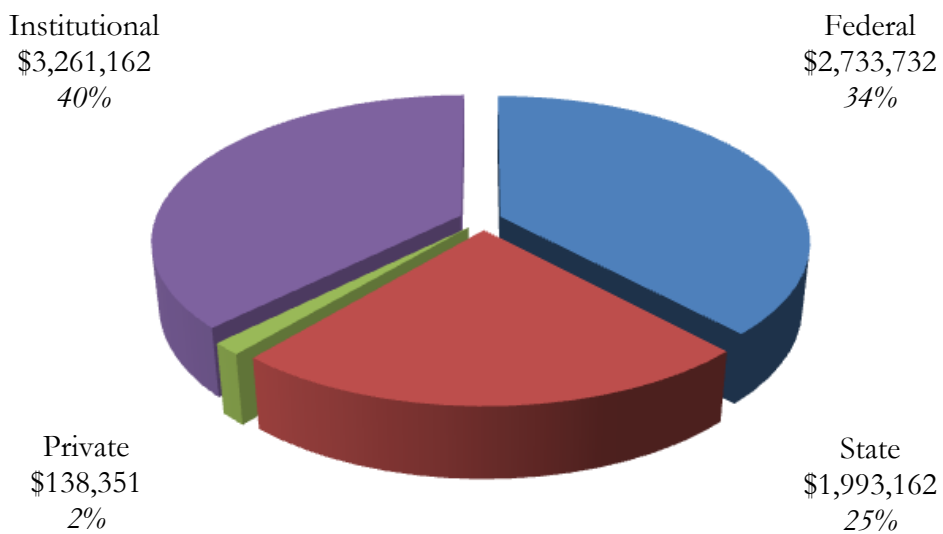
Notes: ¹ Need-based include non-need-based aid use to meet need.

² Non-need-based exclude non-need-based aid use to meet need.

³ Reporting is optional. Report tuition waivers in this row if you choose to report them. Do not report tuition waivers elsewhere.

***H1a. 2013-2014 Financial aid summary:**

Federal	
Stafford Loan	\$1,498,522
Plus Loan	\$187,915
Pell Grant	\$980,489
Opportunity Grant	\$29,975
Work Study	\$36,831
Total	\$2,733,732
State	
Bright Futures Scholarship	\$1,823,601
Florida Scholarships for Children & Spouses of Deceased or Disabled Veterans and Service members	\$13,659
First Generation Grant	\$27,946
Florida Assistance Grant	\$127,956
Total	\$1,993,162
Private	
Alternative Loans	\$138,351
Total	\$138,351
Institutional	
Scholarship	\$2,713,496
Grant	\$547,666
Work Study	\$0
Total	\$3,261,162
GRAND TOTAL	\$8,126,407



H2. Number of enrolled students awarded aid: (Aid that is non-need-based but that was used to meet need should be counted as need-based aid.)

Enrolled Students Awarded Aid	First-Time Full-Time Freshmen	All students (Including Freshmen)
a) Number of degree-seeking undergraduate students (CDS Item B1 if reporting on Fall 2014 cohort)	236	834
b) Number of students in line a who applied for need-based financial aid	215	710
c) Number of students in line b who were determined to have financial need	142	464
d) Number of students in line c who were awarded any financial aid	142	461
e) Number of students in line d who were awarded any need-based scholarship or grant aid	135	442
f) Number of students in line d who were awarded any need-based self-help aid	102	370
g) Number of students in line d who were awarded any non-need-based scholarship or grant aid	31	70
h) Number of students in line d whose need was fully met (exclude PLUS loans, unsubsidized loans, and private alternative loans)	59	154
i) On average, the percentage of need that was met of students who were awarded any need-based aid. Exclude any aid that was awarded in excess of need as well as any resources that were awarded to replace EFC (PLUS loans, unsubsidized loans, and private alternative loans)	91%	83%
j) The average financial aid package of those in line d . Exclude any resources that were awarded to replace EFC (PLUS loans, unsubsidized loans, and private alternative loans)	\$14,178	\$12,940
k) Average need-based scholarship or grant award of those in line e	\$9,765	\$8,481
l) Average need-based self-help award (excluding PLUS loans, unsubsidized loans, and private alternative loans) of those in line f	\$2,381	\$3,228
m) Average need-based loan (excluding PLUS loans, unsubsidized loans, and private alternative loans) of those in line f who were awarded a need-based loan	\$2,292	\$3,083
Note: 2007/2008 was the first year that the Department of Education increased federal loan limits for Freshmen and Sophomores (Freshmen = \$3,500, Sophomores = \$4,500)		

H2a. Number of enrolled students awarded non-need-based scholarships and grants:

List the number of degree-seeking full-time and less-than-full-time undergraduates who had no financial need and who were awarded institutional non-need-based scholarship or grant aid. Numbers should reflect the cohort awarded the dollars reported in H1. In the chart below, students may be counted in more than one row, and full-time freshmen should also be counted as full-time undergraduates.

Non-Need-Based Scholarships and Grants	First-Time Full-Time Freshmen	All Students (Including Freshmen)
n) Number of students in line a who had no financial need and who were awarded institutional non-need-based scholarship or grant aid (exclude those who were awarded athletic awards and tuition benefits)	76	298
o) Average dollar amount of institutional non-need-based scholarship and grant aid awarded to students in line n	\$1,884	\$2,293
p) Number of students in line a who were awarded an institutional non-need-based athletic scholarship or grant	0	0
q) Average dollar amount of institutional non-need-based athletic scholarships and grants awarded to students in line p	\$0	\$0

H3. Incorporated into H1.

H4. Percentage of 2014 graduates who borrowed through loan programs¹:

Provide the percentage of the class ¹ who borrowed at any time through any loan programs (institutional, state, Federal Perkins, Federal Stafford Subsidized and Unsubsidized, private loans that were certified by your institution, etc.; exclude parent loans). Include both Federal Direct Student Loans and Federal Family Education Loans.	38%
---	-----

H4a. Percentage of 2014 graduates who borrowed through federal loan programs¹:

Provide the percentage of the class who borrowed at any time through federal loan programs--Federal Perkins, Federal Stafford Subsidized and Unsubsidized. Include both Federal Direct Student Loans and Federal Family Education Loans. Exclude all institutional, state, private alternative loans and parent loans.	38%
--	-----

H5. Average per-borrower cumulative indebtedness¹:

Report the average per-undergraduate-borrower cumulative principal borrowed of those in line H4.	\$17,553
--	----------

H5a. Average indebtedness of 2014 graduates who borrowed through federal loan programs¹:

Report the average per-undergraduate-borrower cumulative principal borrowed, of those in H4a, through federal loan programs--Federal Perkins, Federal Stafford Subsidized and Unsubsidized. Include both Federal Direct Student Loans and Federal Family Education Loans. These are listed in line H4a. (Note: exclude all institutional, state, private alternative loans and exclude parent loans).	\$15,350
--	----------

Note: ¹ Applies to H4-H5a

Include: 2014 undergraduate class who graduated between July 1, 2013 and June 30, 2014 who started at your institution as first-time students and received a bachelor's degree between July 1, 2013 and June 30, 2014.

- *only loans made to students who borrowed while enrolled at your institution.*
- *co-signed loans.*

Exclude:

- *those who transferred in.*
- *money borrowed at other institutions.*

Aid to undergraduate degree-seeking nonresident aliens

H6. Indicate policy regarding financial aid for undergraduate degree-seeking nonresident aliens:

Institutional need-based financial aid is available	
Institutional non-need-based financial aid is available	X
Institutional financial aid is not available	
If institutional financial aid is available for undergraduate degree-seeking nonresident aliens, provide the number of undergraduate degree-seeking nonresident aliens who received need-based or non-need-based aid:	11
Average dollar amount of institutional financial aid awarded to undergraduate degree-seeking non-resident aliens:	\$19,609
Total dollar amount of institutional financial aid awarded to all undergraduate degree-seeking non-resident aliens:	\$215,696
*Total dollar amount of financial aid from all sources awarded to all undergraduate degree-seeking nonresident aliens:	\$215,696
<i>Note: *This is an NCF customized fact book item.</i>	

Process for First-Year/Freshman Students

H7. Financial aid forms nonresident alien first-year financial aid applicants must submit:

Institution's own financial aid form	
CSS/Financial Aid PROFILE	
International Student's Financial Aid Application	
International Student's Certification of Finances	X
Other (specify):	

H8. Financial aid forms domestic first-year (freshman) financial aid applicants must submit:

FAFSA	X
Institution's own financial aid form	
CSS/Financial Aid PROFILE	
State aid form	
Non-custodial PROFILE	
Business/Farm Supplement	
Other (specify):	

H9. Filing dates for first-year (freshman) students:

Priority date for filing required financial aid forms:	February 15
Deadline for filing required financial aid forms:	
No deadline for filing required forms (applications processed on a rolling basis):	X

H10. Notification dates for first-year (freshman) students:

a) Students notified on or about (date):	
b) Students notified on a rolling basis:	Yes
If yes, starting date:	March 15

H11. Reply dates:

Students must reply by (date):	May 1 (or within 4 weeks of notification)
--------------------------------	---

Types of Aid Available**H12. Loans:**

Federal Direct Student Loan Program (Direct Loan)	
Direct Subsidized Stafford Loans	X
Direct Unsubsidized Stafford Loans	X
Direct PLUS Loans	X
Federal Family Education Loan Program (FFEL)	
FFEL Subsidized Stafford Loans	
FFEL Unsubsidized Stafford Loans	
FFEL PLUS Loans	
Federal Perkins Loans	
Federal Nursing Loans	
State Loans	
College/university loans from institutional funds	
Other (specify): Alternative Loans	X

H13. Need-based scholarships and grants:

Federal Pell	X
SEOG	X
State scholarships/grants	X
Private scholarships	X
College/university scholarship or grant aid from institutional funds	X
United Negro College Fund	
Federal Nursing Scholarship	
Other (specify):	

H14. Criteria used in awarding institutional aid:

Criteria	Non-Need-Based	Need-Based
Academics	X	X
Alumni affiliation		
Art		
Athletics		
Job skills		
ROTC		
Leadership		
Minority status		
Music/drama		
Religious affiliation		
State/district residency	X	X

H15. Not applicable.

I. Instructional Faculty and Class Size

I 1. Instructional faculty for Fall 2014:

Instructional Faculty	Full-Time	Part-Time	Total
a) Total number of instructional faculty	73	33	106
b) Total number who are members of minority groups	9	4	13
c) Total number who are women	38	19	57
d) Total number who are men	35	14	49
e) Total number who are nonresident aliens (international)	3	1	4
f) Total number with doctorate, or other terminal degree	71	26	97
g) Total number whose highest degree is a master's but not a terminal master's	2	6	8
h) Total number whose highest degree is a bachelor's	0	1	1
i) Total number whose highest degree is unknown or other	0	0	0
j) Total number in stand-alone graduate/ professional programs in which faculty teach virtually only graduate-level students	0	0	0
*k) Total number with doctorate degree	69	22	91

*I 1a. Additional characteristics of instructional faculty¹ and teaching for Fall 2014:

a) Number of tenured full-time faculty	53
b) Number of tenured part-time faculty	3
c) Number of tenure track full-time faculty	14
d) Number of tenure track part-time faculty	0
e) Number in full-time visiting (non-tenure-earning) positions not replacing faculty on research leave	4
f) Number of adjunct ² faculty teaching regular courses and tutorials	21
g) Number of administrative faculty who have tenure and teach part-time	1
h) Number of courses offered by full-time faculty (tenured and non tenure-earning)	147
i) Number of full-time faculty who taught at least one course	69
j) Number of tenured full-time faculty who taught at least one course	50
k) Number of fee liable students taking at least one tutorial or IRP	374
l) Number of courses and tutorials taught by adjunct faculty	30
m) Average number of activities (regular course, tutorial, IRP) per student	4.3
Race and Ethnicity (Full-time instructional faculty)	
Nonresident Aliens	3
Hispanic / Latino	3
Black or African American	3
White	61
Asian	3

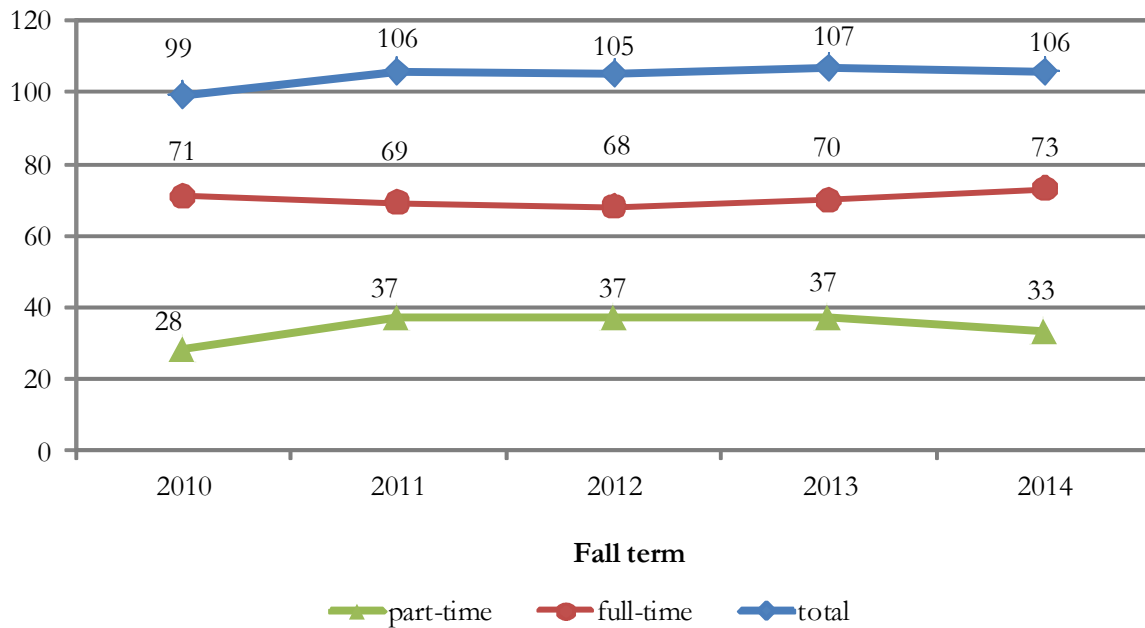
Notes: ¹ There is no distinction at New College between tenured and non-tenured faculty in level of courses taught.

² Adjunct faculty are instructors who temporarily replace faculty on research leave, or who teach specialized courses (e.g. theater, creative writing) to supplement the offerings of regular faculty. Alumnae/i Fellows occasionally teach in adjunct capacity.

***I1b. Full-time instructional faculty by tenure and rank status:**

Rank	Tenured	Tenure-Earning	Non-Tenure-Earning	Total
Professor	29	0	0	29
Associate Professor	24	0	0	24
Assistant Professor	0	15	4	19
Instructor	0	0	1	1
Total	53	14	6	73

***I1c. Instructional faculty headcount Fall 2010 to Fall 2014:**



I2. Student to faculty ratio¹:

10 to 1 (Based on 834 students and 84 faculty¹)

Note: ¹ 73 Full-time plus 1/3 of part-time faculty.



I3. Undergraduate class size (total 188 classes offered in Fall 2014):

Class size	Class sections		Class sub-sections
	Number	Percent	
2 to 9 students enrolled	58	31%	*
10 to 19 students enrolled	82	44%	*
20 to 29 students enrolled	31	17%	*
30 to 39 students enrolled	10	5%	*
40 to 49 students enrolled	6	3%	*
50 to 99 students enrolled	1	1%	*
100+ students enrolled	0	0%	*
Total	188	100%	*

Average Class Size: 16

Data Source: New College Student Evaluation System benchmark of dataset December 20, 2014

Note: Class sections are organized courses meeting in a classroom or similar setting at stated time or times.

Individual instruction such as tutorials and one-on-one classes, thesis research, music instruction, and tutoring are excluded. Subsections are any subsection of a course, such as a laboratory, recitation, and discussion subsection supplementary in nature and scheduled to meet separately from the lecture [seminar] portion of the course. Same exclusions apply as to class sections.

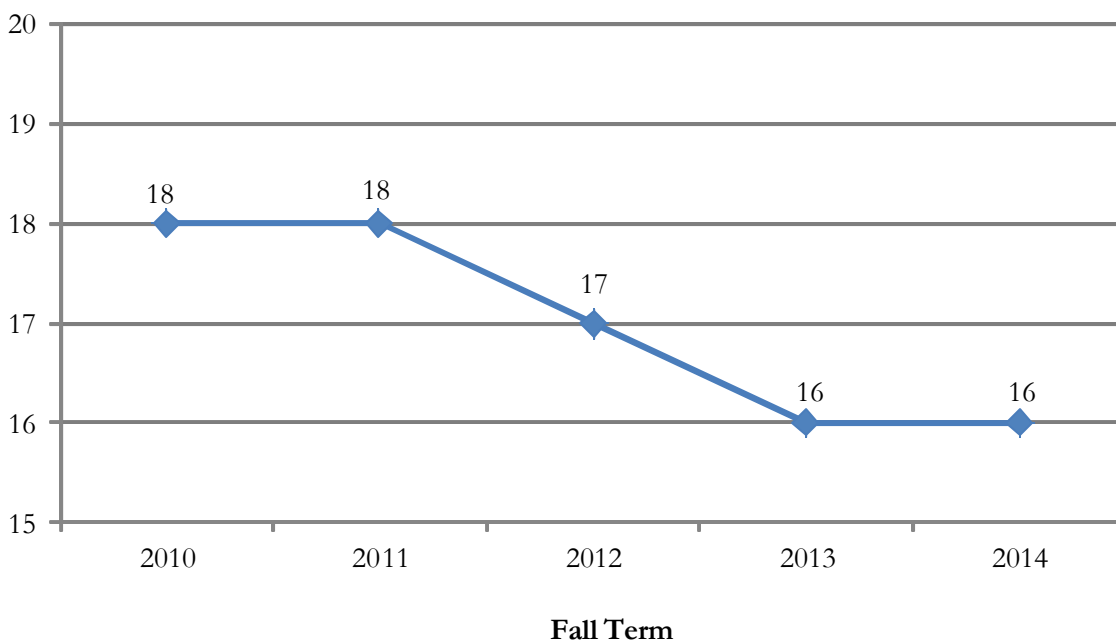
New College instructors often establish class subsections, which may be discussion groups, project teams and practice/problem sessions to enhance classes. These arrangements between instructors and students are not tracked formally by the Registrar, but generally they are noted in published course descriptions.

Class sizes:

Included in the class size headcount:

- 1) Any student who received an evaluation designation other than "Dropped".
- 2) Any student without an evaluation designation assigned.

*I3a. Class size Fall 2010 to Fall 2014:



J. Degrees Conferred

J1. Degrees conferred between July 1, 2013 and June 30, 2014:

Program	Bachelor's Degrees	CIP 2000 Categories to Include
Agriculture	0%	1
Natural resources and conservation	0%	3
Architecture	0%	4
Area, ethnic, and gender studies	0%	5
Communication/journalism	0%	9
Communication technologies	0%	10
Computer and information sciences	0%	11
Personal and culinary services	0%	12
Education	0%	13
Engineering	0%	14
Engineering technologies	0%	15
Foreign languages, literatures, and linguistics	0%	16
Family and consumer sciences	0%	19
Law/legal studies	0%	22
English	0%	23
Liberal arts/general studies	100%	24
Library science	0%	25
Biological/life sciences	0%	26
Mathematics and statistics	0%	27
Military science and military technologies	0%	28 and 29
Interdisciplinary studies	0%	30
Parks and recreation	0%	31
Philosophy and religious studies	0%	38
Theology and religious vocations	0%	39
Physical sciences	0%	40
Science technologies	0%	41
Psychology	0%	42
Homeland Security, law enforcement, firefighting, and protective services	0%	43
Public administration and social services	0%	44
Social sciences	0%	45
Construction trades	0%	46
Mechanic and repair technologies	0%	47
Precision production	0%	48
Transportation and materials moving	0%	49
Visual and performing arts	0%	50
Health professions and related programs	0%	51
Business/marketing	0%	52
History	0%	54
Other	0%	
Total	100%	

Note: *All New College degrees are awarded in CIP Code 24.0199.*

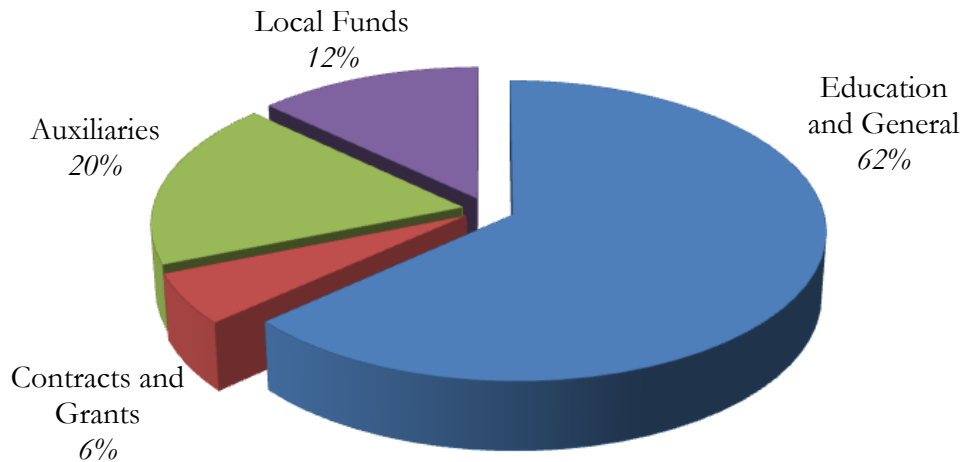
K. Fiscal Resources

K1. 2014-2015 Budgeted operating expenditures:

Budget Entity	Budgeted Amount	Percent
Education and General	\$24,332,244	62%
Contracts and Grants	\$2,373,225	6%
Auxiliary Enterprises	\$7,783,282	20%
Local Funds	\$4,482,435	12%
Total	\$38,971,186	100%

Data Source: New College 2014-2015 Operating Budget File Reports and E&G Budget Amendments.

Note: ¹ The amended Education and General budgeted amount is different from the one submitted to the State University System of Florida at the beginning of budget year, and is the result of subsequent budget amendments and adjustment of tuition revenues and waivers and assumption of full restoration of performance funding.



K2. 2012-2013 and 2013-2014 Education & General operating expenditures by program activities:

Program Activities	2012-2013 Expenditure		2013-2014 Expenditure	
	Amount	Percent	Amount	Percent
Administrative Direction & Support Services	\$4,806,773	22%	\$4,989,337	22%
Instruction and Research	\$9,332,607	44%	\$10,144,750	44%
Libraries ¹ /Audio Visual	\$925,385	4%	\$939,099	4%
Physical Plant Management	\$2,525,378	12%	\$2,876,748	13%
Student Services	\$3,873,890	18%	\$3,944,156	17%
Total	\$21,454,033	100%	\$22,894,090	100%

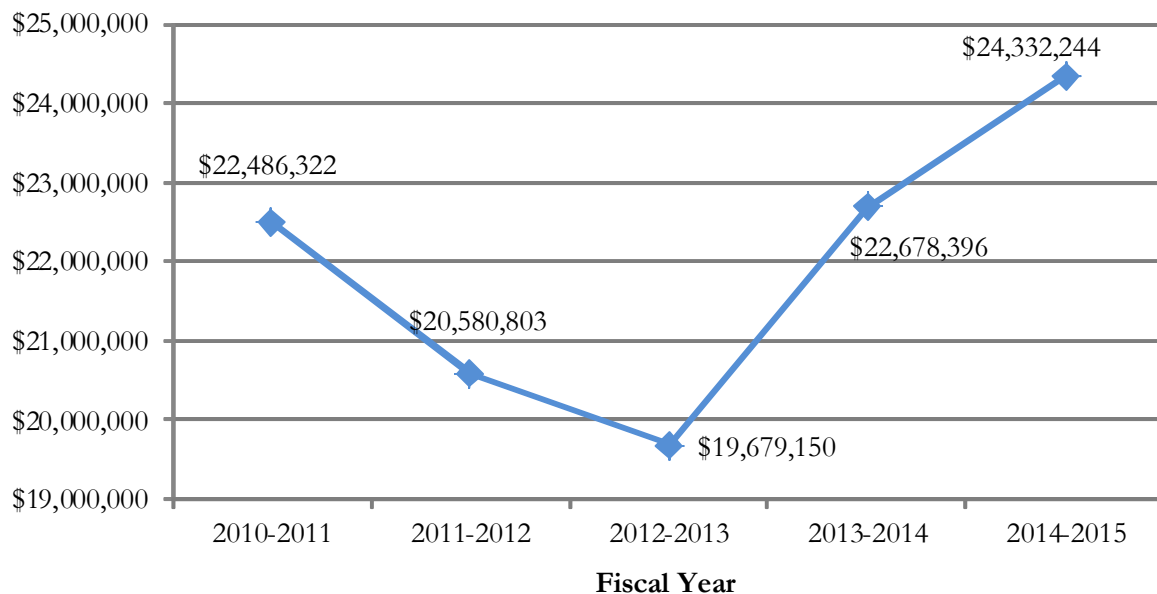
Data Source: NCF 2012-2013 and 2013-2014 Operating Budget File Reports.

Note: ¹ Jane Bancroft Cook Library operations provide support to both New College and USF Sarasota/Manatee. The values reported here represent New College expenditures, exclusive of USF Sarasota/Manatee expenditures in support of these operations.

K3. Actual expenditures (in thousands) by fund 2010-2011 through 2014-2015:

Fund	Actual 2010-11	Actual 2011-12	Actual 2012-13	Actual 2013-14	Budget 2014-15
Education & General	\$21,556	\$20,423	\$21,464	\$22,894	\$24,332
Contracts & Grants	\$1,931	\$1,908	\$2,065	\$2,180	\$2,373
Local Funds					
Student Activity	\$426	\$446	\$480	\$438	\$416
Concession Fund	\$4	\$4	\$6	\$5	\$2
Student Financial Aid	\$4,168	\$3,799	\$3,903	\$3,765	\$3,840
Technology Funds	\$134	\$135	\$148	\$157	\$164
Green Fees	\$0	\$9	\$21	\$5	\$60
Auxiliary Enterprises	\$5,050	\$5,415	\$5,800	\$6,007	\$7,783
Grand Total	\$33,269	\$32,139	\$33,887	\$35,451	\$38,970
% Increase (Decrease) from Prior Year	6%	-3%	5%	5%	10%
Data Source: NCF 2010-2011 to 2014-2015 Operating Budget File Reports and E&G Budget Amendments.					
<i>Note: The amended Education and General appropriation is different from the one submitted to the State University System of Florida at the beginning of budget year, and is the result of subsequent budget amendments and adjustment of tuition revenues and waivers and full restoration or performance funding.</i>					

K4. Education & General appropriations¹ from 2010-2011 to 2014-2015:



Data

Source: NCF 2010-2011 to 2014-2015 Operating Budget File Reports and E&G Budget Amendments.

Note: ¹ The amended Education and General appropriation is different from the one submitted to the University System of Florida at the beginning of budget year, and is the result of subsequent budget amendments and adjustment of tuition revenues and waivers.

L. Personnel

L1. Full-time employees by gender:

All Employees	Male	Female	Total	% Male	% Female
Instructional/Research/Public Service Faculty	37	39	76	49%	51%
Management	23	24	47	49%	51%
Library Personnel	3	8	11	27%	73%
Business and Financial Operations	4	1	5	80%	20%
Computer, Engineering, and Science	15	8	23	65%	35%
Community Service, Legal, Arts, and Media	5	1	6	83%	17%
Office and Administrative Support	10	42	52	19%	81%
Service Occupations	24	11	35	69%	31%
Natural Resources, Construction, and Maintenance	13	2	15	87%	13%
Total	134	136	270	50%	50%
Data Source: IPEDS, 2014 Fall Staff Survey, including all salaried employees with one full-time equivalent appointment.					

L2. Part-time employees by gender:

All Employees	Male	Female	Total	% Male	% Female
Instructional/Research/Public Service Faculty	10	15	25	40%	60%
Management	0	0	0	0%	0%
Library Personnel	0	0	0	0%	0%
Business and Financial Operations	0	0	0	0%	0%
Computer, Engineering, and Science	0	0	0	0%	0%
Community Service, Legal, Arts, and Media	1	0	1	100%	0%
Office and Administrative Support	0	0	0	0%	0%
Service Occupations	0	0	0	0%	0%
Natural Resources, Construction, and Maintenance	0	0	0	0%	0%
Total	11	15	26	42%	58%
Data Source: IPEDS, 2014 Fall Staff Survey, including all salaried employees with less than one full-time equivalent appointment.					



L3. Full-time employees by racial/ethnic category:

All Employees	Hispanic/ Latino	American Indian or Alaskan Native	Asian	Black or African American	Two or more races	% Minority	White	Non- resident Aliens	Total
Instructional/ Research/Public Service Faculty	3	0	3	3	0	12%	63	4	76
Management	3	0	2	2	0	15%	40	0	47
Library Personnel	1	0	0	0	0	9%	10	0	11
Business and Financial Operations	1	0	0	0	0	20%	4	0	5
Computer, Engineer- ing, and Science	0	0	1	0	0	4%	22	0	23
Community Service, Legal, Arts, and Media	0	1	0	0	0	17%	5	0	6
Office and Administrative Support	3	0	0	1	1	10%	47	0	52
Service Occupations	0	0	3	13	0	46%	19	0	35
Natural Resources, Construction, and Maintenance	0	0	0	1	1	13%	13	0	15
Total	11	1	9	20	2	16%	223	4	270

Data Source: IPEDS, 2014 Fall Staff Survey, including all salaried employees with one full-time equivalent appointment.

L4. Part-time employees by racial/ethnic category:


All Employees	Hispanic/ Latino	American Indian or Alaskan Native	Asian	Black or African American	Two or more races	% Minority	White	Non- resident Aliens	Total
Instructional/ Research/Public Service Faculty	3	0	0	1	0	16%	21	0	25
Management	0	0	0	0	0	0%	0	0	0
Library Personnel	0	0	0	0	0	0%	0	0	0
Business and Financial Operations	0	0	0	0	0	0%	0	0	0
Computer, Engineer- ing, and Science	0	0	0	0	0	0%	1	0	1
Community Service, Legal, Arts, and Media	0	0	0	0	0	0%	0	0	0
Office and Administrative Support	0	0	0	0	0	0%	0	0	0
Service Occupations	0	0	0	0	0	0%	0	0	0
Natural Resources, Construction, and Maintenance	0	0	0	0	0	0%	0	0	0
Total	3	0	0	1	0	15%	22	0	26

Data Source: IPEDS, 2014 Fall Staff Survey, including all salaried employees with less than one full-time equivalent appointment.

M. Library Resources

M1. Library statistics:

Volumes held June 30, 2013	286,071
Volumes added 2013-2014	739
Volumes withdrawn 2013-2014	8,704
Volumes held June 30, 2014	278,106
Current serials received	915
Total microform units held June 30, 2014	198,287
E-Books	36
Audio materials	12
Video materials	1,852
Library faculty FTE	6
Support staff	10
Library presentations to groups 2013-2014	90
Reference transactions 2013-2014	4,502
Circulations 2013-2014	21,131
Interlibrary Loan lending 2013-2014	2,016
Interlibrary Loan borrowing 2013-2014	5,849
Weekly public service hours	96



N. Physical Facilities

N1. Campus size: 118.6 Acres

N2. Special academic buildings/equipment on campus: Caples Fine Arts Complex, Sainer Performing Arts Pavilion, Black Box Theater, Pritzker Marine Biology Research Center, Rolland V. Heiser Natural Sciences Complex with nanotechnology and microwave spectroscopy labs, nuclear magnetic resonance spectrometers, high-field magnetic resonance spectrometer, high-pressure liquid chromatography instrument, reverse transcriptase real-time polymerase chain reaction apparatus, gas chromatograph, atomic force microscope, brain function analysis systems, scanning electron microscope, UV-visible & infrared spectrophotometer.

N3. Buildings:

Building	Gross Square Footage	Building	Gross Square Footage
Academic Center	35,787	Knight Building	3,254
Ace Mechanical Building	304	Lota Mundy Music Building	4,515
Ann and Alfred Goldstein Residence Hall	24,396	Natural Science Chemical Storage A	200
Anthropology Laboratory	652	Natural Science Chemical Storage B	200
Bath House	461	Outdoor Classroom	1,296
Bob Johnson Residence Hall	24,482	Palmer A	9,411
Bon Seigneur Residence	4,188	Palmer B	8,230
Campus Police	2,033	Palmer C	8,534
Caples Carriage House	2,350	Palmer D	8,534
Caples Fine Arts - Isermann / Felsmann	11,262	Palmer E	8,230
Caples House	5,804	Pedestrian Bridge	1,200
Caples Potting Building	223	Peggy Bates Residence Hall	24,482
Caples Sculpture Studio	5,975	Physical Plant	5,350
Car Museum	58,454	Physical Plant Maint. Storage	2,100
Car Museum Shop	3,287	Pritzker Residence Hall	25,407
Chiller Plant	3,535	Public Archaeology Laboratory	1,771
College Hall	21,441	Reichert House	2,574
Cook Hall	12,047	Rhoda and Jack Pritzker Marine Biology Research Laboratory	8,920
Counseling and Wellness Center	3,936	Robertson Hall	3,681
Covered Walkway C	11,492	Rolland V. Heiser Natural Science Complex	36,214
Dort Arch	60	Rothenberg Residence Hall	24,213
Elizabeth and Dallas Dort Residence Hall	24,396	Sailing Equipment Shed	120
Fitness Center	8,380	Sainer Art and Music Pavilion	8,493
Four Winds Café	1,402	Salvatori Residence	2,039
Hamilton Boiler Room	2,964	Social Science Building	1,794
Hamilton Center	24,778	Sudakoff Lecture and Conference Center	12,216
Hamilton Classrooms	15,399	Ulla Searing Residence Hall	11,447
Heiser Greenhouse (North)	320	Utility / Pumps	194
Heiser Greenhouse (West)	880	V Residence Hall	11,447
Jane Bancroft Cook Library	74,731	W Residence Hall	11,448
Keating Center	7,000	Y Residence Hall	11,448

Common Data Set Definitions

All definitions related to the financial aid section appear at the end of the Definitions document.

Items preceded by an asterisk (*) represent definitions agreed to among publishers which do not appear on the CDS document but may be present on individual publishers' surveys.

***Academic advisement:** Plan under which each student is assigned to a faculty member or a trained adviser, who, through regular meetings, helps the student plan and implement immediate and long-term academic and vocational goals.

Accelerated program: Completion of a college program of study in fewer than the usual number of years, most often by attending summer sessions and carrying extra courses during the regular academic term.

Admitted student: Applicant who is offered admission to a degree-granting program at your institution.

***Adult student services:** Admission assistance, support, orientation, and other services expressly for adults who have started college for the first time, or who are re-entering after a lapse of a few years.

American Indian or Alaska native: A person having origins in any of the original peoples of North and South America (including Central America) who maintains cultural identification through tribal affiliation or community recognition.

Applicant (first-time, first year): An individual who has fulfilled the requirements for consideration for admission (i.e., who completed actionable applications) and who has been notified of one of the following actions: admission, non-admission, placement on waiting list, or application withdrawn (by applicant or institution). Admitted applicants should include wait-listed students who were subsequently offered admission.

Application fee: That amount of money that an institution charges for processing a student's application for acceptance. This amount is *not* creditable toward tuition and required fees, nor is it refundable if the student is not admitted to the institution.

Asian: A person having origins in any of the original peoples of the Far East, Southeast Asia, or the Indian Subcontinent, including, for example, Cambodia, China, India, Japan, Korea, Malaysia, Pakistan, the Philippine Islands, Thailand, and Vietnam.

Associate degree: An award that normally requires at least two but less than four years of full-time equivalent college work.

Bachelor's degree: An award (baccalaureate or equivalent degree, as determined by the Secretary of the U.S. Department of Education) that normally requires at least four years but *not* more than five years of full-time equivalent college-level work. This includes ALL bachelor's degrees conferred in a five-year cooperative (work-study plan) program. (A cooperative plan provides for alternate class attendance and employment in business, industry, or government; thus, it allows students to combine actual work experience with their college studies.) Also, it includes bachelor's degrees in which the normal four years of work are completed in three years.

Black or African American: A person having origins in any of the black racial groups of Africa.

Board (charges): Assume average cost for 19 meals per week or the maximum meal plan.

Books and supplies (costs): Average cost of books and supplies. Do not include unusual costs for special groups of students (e.g., engineering or art majors), unless they constitute the majority of students at your institution.

Calendar system: The method by which an institution structures most of its courses for the academic year.

Campus Ministry: Religious student organizations (denominational or nondenominational) devoted to fostering religious life on college campuses. May also refer to Campus Crusade for Christ, an interdenominational Christian organization.

***Career and placement services:** A range of services, including (often) the following: coordination of visits of employers to campus; aptitude and vocational testing; interest inventories, personal counseling; help in resume writing, interviewing, launching the job search; listings for those students desiring employment and those seeking permanent positions; establishment of a permanent reference folder; career resource materials.

Carnegie units: One year of study or the equivalent in a secondary school subject.

Certificate: See **Postsecondary award, certificate, or diploma.**

Class rank: The relative numerical position of a student in his or her graduating class, calculated by the high school on the basis of grade-point average, whether weighted or unweighted.

College-preparatory program: Courses in academic subjects (English, history and social studies, foreign languages, mathematics, science, and the arts) that stress preparation for college or university study.

Common Application: The standard application form distributed by the National Association of Secondary School Principals for a large number of private colleges who are members of the Common Application Group.

***Community service program:** Referral center for students wishing to perform volunteer work in the community or participate in volunteer activities coordinated by academic departments.

Commuter: A student who lives off campus in housing that is not owned by, operated by, or affiliated with the college. This category includes students who commute from home and students who have moved to the area to attend college.

Contact hour: A unit of measure that represents an hour of scheduled instruction given to students. Also referred to as clock hour.

Continuous basis (for program enrollment): A calendar system classification that is used by institutions that enroll students at any time during the academic year. For example, a cosmetology school or a word processing school might allow students to enroll and begin studies at various times, with no requirement that classes begin on a certain date.

Cooperative education program: A program that provides for alternate class attendance and employment in business, industry, or government.

Cooperative housing: College-owned, -operated, or -affiliated housing in which students share room and board expenses and participate in household chores to reduce living expenses.

***Counseling service:** Activities designed to assist students in making plans and decisions related to their education, career, or personal development.

Credit: Recognition of attendance or performance in an instructional activity (course or program) that can be applied by a recipient toward the requirements for a degree, diploma, certificate, or other formal award.

Credit course: A course that, if successfully completed, can be applied toward the number of courses required for achieving a degree, diploma, certificate, or other formal award.

Credit hour: A unit of measure representing an hour (50 minutes) of instruction over a 15-week period in a semester or trimester system or a 10-week period in a quarter system. It is applied toward the total number of hours needed for completing the requirements of a degree, diploma, certificate, or other formal award.

Cross-registration: A system whereby students enrolled at one institution may take courses at another institution without having to apply to the second institution.

Deferred admission: The practice of permitting admitted students to postpone enrollment, usually for a period of one academic term or one year.

Degree: An award conferred by a college, university, or other postsecondary education institution as official recognition for the successful completion of a program of studies.

Degree-seeking students: Students enrolled in courses for credit who are recognized by the institution as seeking a degree or formal award. At the undergraduate level, this is intended to include students enrolled in vocational or occupational programs.

Differs by program (calendar system): A calendar system classification that is used by institutions that have occupational/vocational programs of varying length. These schools may enroll students at specific times depending on the program desired. For example, a school might offer a two-month program in January, March, May, September, and November; and a three-month program in January, April, and October.

Diploma: See **Postsecondary award, certificate, or diploma.**

Distance learning: An option for earning course credit at off-campus locations via cable television, internet, satellite classes, videotapes, correspondence courses, or other means.

Doctor's degree-research/scholarship: A Ph.D. or other doctor's degree that requires advanced work beyond the master's level, including the preparation and defense of a dissertation based on original research, or the planning and execution of an original project demonstrating substantial artistic or scholarly achievement. Some examples of this type of degree may include Ed.D., D.M.A., D.B.A., D.Sc., D.A., or D.M., and others, as designated by the awarding institution.

Doctor's degree-professional practice: A doctor's degree that is conferred upon completion of a program providing the knowledge and skills for the recognition, credential, or license required for professional practice. The degree is awarded after a period of study such that the total time to the degree, including both pre-professional and professional preparation, equals at least six full-time equivalent academic years. Some of these degrees were formerly classified as "first-professional" and may include: Chiropractic (D.C. or D.C.M.); Dentistry (D.D.S. or D.M.D.); Law (L.L.B. or J.D.); Medicine (M.D.); Optometry (O.D.); Osteopathic Medicine (D.O.); Pharmacy (Pharm.D.); Podiatry (D.P.M., Pod.D., D.P.); or, Veterinary Medicine (D.V.M.), and others, as designated by the awarding institution.

Doctor's degree-other: A doctor's degree that does not meet the definition of a doctor's degree - research/scholarship or a doctor's degree - professional practice.

Double major: Program in which students may complete two undergraduate programs of study simultaneously.

Dual enrollment: A program through which high school students may enroll in college courses while still enrolled in high school. Students are not required to apply for admission to the college in order to participate.

Early action plan: An admission plan that allows students to apply and be notified of an admission decision well in advance of the regular notification dates. If admitted, the candidate is not committed to enroll; the student may reply to the offer under the college's regular reply policy.

Early admission: A policy under which students who have not completed high school are admitted and enroll full time in college, usually after completion of their junior year.

Early decision plan: A plan that permits students to apply and be notified of an admission decision (and financial aid offer if applicable) well in advance of the regular notification date. Applicants agree to accept an offer of admission and, if admitted, to withdraw their applications from other colleges. There are three possible decisions for early decision applicants: admitted, denied, or not admitted but forwarded for consideration with the regular applicant pool, without prejudice.

English as a Second Language (ESL): A course of study designed specifically for students whose native language is not English.

Exchange student program-domestic: Any arrangement between a student and a college that permits study for a semester or more at another college **in the United States** without extending the amount of time required for a degree. **See also Study abroad.**

External degree program: A program of study in which students earn credits toward a degree through independent study, college courses, proficiency examinations, and personal experience. External degree programs require minimal or no classroom attendance.

Extracurricular activities (as admission factor): Special consideration in the admissions process given for participation in both school and nonschool-related activities of interest to the college, such as clubs, hobbies, student government, athletics, performing arts, etc.

First-time student: A student attending any institution for the first time at the level enrolled. Includes students enrolled in the Fall term who attended a postsecondary institution for the first time at the same level in the prior summer term. Also includes students who entered with advanced standing (college credit earned before graduation from high school).

First-time, first-year (freshman) student: A student attending any institution for the first time at the undergraduate level. Includes students enrolled in the Fall term who attended college for the first time in the prior summer term. Also includes students who entered with advanced standing (college credits earned before graduation from high school).

First-year student: A student who has completed less than the equivalent of 1 full year of undergraduate work; that is, less than 30 semester hours (in a 120-hour degree program) or less than 900 contact hours.

Freshman: A first-year undergraduate student.

***Freshman/new student orientation:** Orientation addressing the academic, social, emotional, and intellectual issues involved in beginning college. May be a few hours or a few days in length; at some colleges, there is a fee.

Full-time student (undergraduate): A student enrolled for 12 or more semester credits, 12 or more quarter credits, or 24 or more contact hours a week each term.

Geographical residence (as admission factor): Special consideration in the admission process given to students from a particular region, state, or country of residence.

Grade-point average (academic high school GPA): The sum of grade points a student has earned in secondary school divided by the number of courses taken. The most common system of assigning numbers to grades counts four points for an A, three points for a B, two points for a C, one point for a D, and no points for an E or F. Unweighted GPA's assign the same weight to each course. Weighting gives students additional points for their grades in advanced or honors courses.

Graduate student: A student who holds a bachelor's or equivalent, and is taking courses at the post-baccalaureate level.

***Health services:** Free or low cost on-campus primary and preventive health care available to students.

High school diploma or recognized equivalent: A document certifying the successful completion of a prescribed secondary school program of studies, or the attainment of satisfactory scores on the Tests of General Educational Development (GED), or another state-specified examination.

Hispanic or Latino: A person of Cuban, Mexican, Puerto Rican, South or Central American, or other Spanish culture or origin, regardless of race.

Honors program: Any special program for very able students offering the opportunity for educational enrichment, independent study, acceleration, or some combination of these.

Independent study: Academic work chosen or designed by the student with the approval of the department concerned, under an instructor's supervision, and usually undertaken outside of the regular classroom structure.

In-state tuition: The tuition charged by institutions to those students who meet the state's or institution's residency requirements.

International student: See **Nonresident alien**.

International student group: Student groups that facilitate cultural dialogue, support a diverse campus, assist international students in acclimation and creating a social network.

Internship: Any short-term, supervised work experience usually related to a student's major field, for which the student earns academic credit. The work can be full- or part-time, on- or off-campus, paid or unpaid.

***Learning center:** Center offering assistance through tutors, workshops, computer programs, or audiovisual equipment in reading, writing, math, and skills such as taking notes, managing time, taking tests.

***Legal services:** Free or low cost legal advice for a range of issues (personal and other).

Liberal arts/career combination: Program in which a student earns undergraduate degrees in two separate fields, one in a liberal arts major and the other in a professional or specialized major, whether on campus or through cross-registration.

Master's degree: An award that requires the successful completion of a program of study of generally one or two full-time equivalent academic years of work beyond the bachelor's degree. Some of these degrees, such as those in Theology (M.Div., M.H.L./Rav) that were formerly classified as "first-professional", may require more than two full-time equivalent academic years of work.

Minority affiliation (as admission factor): Special consideration in the admission process for members of designated racial/ethnic minority groups.

***Minority student center:** Center with programs, activities, and/or services intended to enhance the college experience of students of color.

Model United Nations: A simulation activity focusing on conflict resolution, globalization, and diplomacy. Assuming roles as foreign ambassadors and "delegates," students conduct research, engage in debate, draft resolutions, and may participate in a national Model UN conference.

Native Hawaiian or Other Pacific Islander: A person having origins in any of the original peoples of Hawaii, Guam, Samoa, or other Pacific Islands.

Nonresident alien: A person who is not a citizen or national of the United States and who is in this country on a visa or temporary basis and does not have the right to remain indefinitely.

***On-campus day care:** Licensed day care for students' children (usually age 3 and up); usually for a fee.

Open admission: Admission policy under which virtually all secondary school graduates or students with GED equivalency diplomas are admitted without regard to academic record, test scores, or other qualifications.

Other expenses (costs): Include average costs for clothing, laundry, entertainment, medical (if not a required fee), and furnishings.

Out-of-state tuition: The tuition charged by institutions to those students who do not meet the institution's or state's residency requirements.

Part-time student (undergraduate): A student enrolled for fewer than 12 credits per semester or quarter, or fewer than 24 contact hours a week each term.

***Personal counseling:** One-on-one or group counseling with trained professionals for students who want to explore personal, educational, or vocational issues.

Post-baccalaureate certificate: An award that requires completion of an organized program of study requiring 18 credit hours beyond the bachelor's; designed for persons who have completed a baccalaureate degree but do not meet the requirements of academic degrees carrying the title of master.

Post-master's certificate: An award that requires completion of an organized program of study of 24 credit hours beyond the master's degree but does not meet the requirements of academic degrees at the doctoral level.

Postsecondary award, certificate, or diploma: Includes the following three IPEDS definitions for postsecondary awards, certificates, and diplomas of varying durations and credit/contact hour requirements—

Less Than 1 Academic Year: Requires completion of an organized program of study at the postsecondary level (below the baccalaureate degree) in less than 1 academic year (2 semesters or 3 quarters) or in less than 900 contact hours by a student enrolled full-time.

At Least 1 But Less Than 2 Academic Years: Requires completion of an organized program of study at the postsecondary level (below the baccalaureate degree) in at least 1 but less than 2 full-time equivalent academic years, or designed for completion in at least 30 but less than 60 credit hours, or in at least 900 but less than 1,800 contact hours.

At Least 2 But Less Than 4 Academic Years: Requires completion of an organized program of study at the postsecondary level (below the baccalaureate degree) in at least 2 but less than 4 full-time equivalent academic years, or designed for completion in at least 60 but less than 120 credit hours, or in at least 1,800 but less than 3,600 contact hours.

Private institution: An educational institution controlled by a private individual(s) or by a nongovernmental agency, usually supported primarily by other than public funds, and operated by other than publicly elected or appointed officials.

Private for-profit institution: A private institution in which the individual(s) or agency in control receives compensation, other than wages, rent, or other expenses for the assumption of risk.

Private nonprofit institution: A private institution in which the individual(s) or agency in control receives no compensation, other than wages, rent, or other expenses for the assumption of risk. These include both independent nonprofit schools and those affiliated with a religious organization.

Proprietary institution: See **Private for-profit institution**.

Public institution: An educational institution whose programs and activities are operated by publicly elected or appointed school officials, and which is supported primarily by public funds.

Quarter calendar system: A calendar system in which the academic year consists of three sessions called quarters of about 12 weeks each. The range may be from 10 to 15 weeks. There may be an additional quarter in the summer.

Race/ethnicity: Category used to describe groups to which individuals belong, identify with, or belong in the eyes of the community. The categories do not denote scientific definitions of anthropological origins. A person may be counted in only one group.

Race/ethnicity unknown: The category used to report students or employees whose race and ethnicity are not known.

Religious affiliation/commitment (as admission factor): Special consideration given in the admission process for affiliation with a certain church or faith/religion, commitment to a religious vocation, or observance of certain religious tenets/lifestyle.

***Religious counseling:** One-on-one or group counseling with trained professionals for students who want to explore religious problems or issues.

***Remedial services:** Instructional courses designed for students deficient in the general competencies necessary for a regular postsecondary curriculum and educational setting.

Required fees: Fixed sum charged to students for items not covered by tuition and required of such a large proportion of all students that the student who does NOT pay is the exception. Do not include application fees or optional fees such as lab fees or parking fees.

Resident alien or other eligible non-citizen: A person who is not a citizen or national of the United States and who has been admitted as a legal immigrant for the purpose of obtaining permanent resident alien status (and who holds either an alien registration card [Form I-551 or I-151], a Temporary Resident Card [Form I-688], or an Arrival-Departure Record [Form I-94] with a notation that conveys legal immigrant status, such as Section 207 Refugee, Section 208 Asylee, Conditional Entrant Parolee or Cuban-Haitian).

Room and board (charges)—on campus: Assume double occupancy in institutional housing and 19 meals per week (or maximum meal plan).

Secondary school record (as admission factor): Information maintained by the secondary school that may include such things as the student's high school transcript, class rank, GPA, and teacher and counselor recommendations.

Semester calendar system: A calendar system that consists of two semesters during the academic year with about 16 weeks for each semester of instruction. There may be an additional summer session.

Student-designed major: A program of study based on individual interests, designed with the assistance of an adviser.

Study abroad: Any arrangement by which a student completes part of the college program studying in another country. Can be at a campus abroad or through a cooperative agreement with some other U.S. college or an institution of another country.

***Summer session:** A summer session is shorter than a regular semester and not considered part of the academic year. It is not the third term of an institution operating on a trimester system or the fourth term of an institution operating on a quarter calendar system. The institution may have 2 or more sessions occurring in the summer months. Some schools, such as vocational and beauty schools, have year-round classes with no separate summer session.

Talent/ability (as admission factor): Special consideration given to students with demonstrated talent/abilities in areas of interest to the institution (e.g., sports, the arts, languages, etc.).

Teacher certification program: Program designed to prepare students to meet the requirements for certification as teachers in elementary, middle/junior high, and secondary schools.

***Total endowment:** The amount of endowment including real estate, pledged gifts and receivables, and invested endowments at corpus or principal value.

Transfer applicant: An individual who has fulfilled the institution's requirements to be considered for admission (including payment or waiving of the application fee, if any) and who has previously attended another college or university and earned college-level credit.

Transfer student: A student entering the institution for the first time but known to have previously attended a postsecondary institution at the same level (e.g., undergraduate). The student may transfer with or without credit.

Transportation (costs): Assume two round trips to student's hometown per year for students in institutional housing or daily travel to and from your institution for commuter students.

Trimester calendar system: An academic year consisting of 3 terms of about 15 weeks each.

Tuition: Amount of money charged to students for instructional services. Tuition may be charged per term, per course, or per credit.

***Tutoring:** May range from one-on-one tutoring in specific subjects to tutoring in an area such as math, reading, or writing. Most tutors are college students; at some colleges, they are specially trained and certified.

Unit: a standard of measurement representing hours of academic instruction (e.g., semester credit, quarter credit, contact hour).

Undergraduate: A student enrolled in a four- or five-year bachelor's degree program, an associate degree program, or a vocational or technical program below the baccalaureate.

***Veteran's counseling:** Helps veterans and their dependents obtain benefits for their selected program and provides certifications to the Veteran's Administration. May also provide personal counseling on the transition from the military to a civilian life.

***Visually impaired:** Any person whose sight loss is not correctable and is sufficiently severe as to adversely affect educational performance.

Volunteer work (as admission factor): Special consideration given to students for activity done on a volunteer basis (e.g., tutoring, hospital care, working with the elderly or disabled) as a service to the community or the public in general.

Wait list: List of students who meet the admission requirements but will only be offered a place in the class if space becomes available.

Weekend college: A program that allows students to take a complete course of study and attend classes only on weekends.

White: A person having origins in any of the original peoples of Europe, the Middle East, or North Africa.

***Women's center:** Center with programs, academic activities, and/or services intended to promote an understanding of the evolving roles of women.

Work experience (as admission factor): Special consideration given to students who have been employed prior to application, whether for relevance to major, demonstration of employment-related skills, or as explanation of student's academic and extracurricular record.

Financial Aid Definitions

Aid Awarded: The dollar amounts offered to financial aid applicants.

External scholarships and grants: Scholarships and grants received from outside (private) sources that students bring with them (e.g., Kiwanis, National Merit scholarships). The institution may process paperwork to receive the dollars, but it has no role in determining the recipient or the dollar amount awarded.

Financial aid applicant: Any applicant who submits **any one of** the institutionally required financial aid applications/forms, such as the FAFSA.

Indebtedness: Aggregate dollar amount borrowed through any loan program (federal, state, subsidized, unsubsidized, private, etc.; excluding parent loans) while the student was enrolled at an institution. Student loans co-signed by a parent are assumed to be the responsibility of the student and **should** be included.

Institutional scholarships and grants: Endowed scholarships, annual gifts and tuition funded grants for which the institution determines the recipient.

Financial need: As determined by your institution using the federal methodology and/or your institution's own standards.

Need-based aid: College-funded or college-administered award from institutional, state, federal, or other sources for which a student must have financial need to qualify. This includes both institutional and non-institutional student aid (grants, jobs, and loans).

Need-based scholarship or grant aid: Scholarships and grants from institutional, state, federal, or other sources for which a student must have financial need to qualify.

Need-based self-help aid: Loans and jobs from institutional, state, federal, or other sources for which a student must demonstrate financial need to qualify.

Non-need-based scholarship or grant aid: Scholarships and grants, gifts, or merit-based aid from institutional, state, federal, or other sources (including unrestricted funds or gifts and endowment income) awarded solely on the basis of academic achievement, merit, or any other non-need-based reason. When reporting questions H1 and H2, non-need-based aid that is used to meet need should be counted as need-based aid.

Note: Suggested order of precedence for counting non-need money as need-based:

- Non-need institutional grants
- Non-need tuition waivers
- Non-need athletic awards
- Non-need federal grants
- Non-need state grants
- Non-need outside grants
- Non-need student loans
- Non-need parent loans
- Non-need work

Non-need-based self-help aid: Loans and jobs from institutional, state, or other sources for which a student need not demonstrate financial need to qualify.

Work study and employment: Federal and state work study aid, and any employment packaged by your institution in financial aid awards.

Instructional Faculty Definition

The following definition of full-time instructional faculty is used by the American Association of University Professors (AAUP) in its annual Faculty Compensation Survey (the part time definitions are not used by AAUP). Instructional Faculty is defined as those members of the instructional-research staff whose major regular assignment is instruction, including those with released time for research. Use the chart below to determine inclusions and exclusions:

	Full-time	Part-time
(a) instructional faculty in preclinical and clinical medicine, faculty who are not paid (e.g., those who donate their services or are in the military), or research-only faculty, post-doctoral fellows, or pre-doctoral fellows	Exclude	Include only if they teach one or more non-clinical credit courses
(b) administrative officers with titles such as dean of students, librarian, registrar, coach, and the like, even though they may devote part of their time to classroom instruction and may have faculty status	Exclude	Include if they teach one or more non-clinical credit courses
(c) other administrators/staff who teach one or more non-clinical credit courses even though they do not have faculty status	Exclude	Include
(d) undergraduate or graduate students who assist in the instruction of courses, but have titles such as teaching assistant, teaching fellow, and the like	Exclude	Exclude
(e) faculty on sabbatical or leave with pay	Include	Exclude
(f) faculty on leave without pay	Exclude	Exclude
(g) replacement faculty for faculty on sabbatical leave or leave with pay	Exclude	Include

Full-time instructional faculty: faculty employed on a full-time basis for instruction (including those with released time for research)

Part-time instructional faculty: Adjuncts and other instructors being paid solely for part-time classroom instruction. Also includes full-time faculty teaching less than two semesters, three quarters, two trimesters, or two four-month sessions. Employees who are not considered full-time instruction faculty but who teach one or more non-clinical credit courses may be counted as part-time faculty.

Minority faculty: includes faculty who designate themselves as Black, non-Hispanic; American Indian or Alaska Native; Asian, Native Hawaiian or other Pacific Islander, or Hispanic.

Doctorate: includes such degrees as Doctor of Philosophy, Doctor of Education, Doctor of Juridical Science, and Doctor of Public Health in any field such as arts, sciences, education, engineering, business, and public administration. Also includes terminal degrees formerly designated as “first professional,” including dentistry (DDS or DMD), medicine (MD), optometry (OD), osteopathic medicine (DO), pharmacy (DPharm or BPharm), podiatric medicine (DPM), veterinary medicine (DVM), chiropractic (DC or DCM), or law (JD).

Terminal master’s degree: a master’s degree that is considered the highest degree in a field: example, M. Arch (in architecture) and MFA (master of fine arts in art or theater).

Note: This definition is different than the one used by IPEDS and in Section L. Personnel





CONTACT US

Institutional Research & Assessment
941.487.4601

President's Office
941.487.4100

Provost's Office
941.487.4200

New College Foundation
941.487.4800

Student Affairs
941.487.4250

Admissions & Financial Aid
941.487.5000

Communications and Marketing
941.487.4153

ncf.edu





ABOUT NEW COLLEGE OF FLORIDA

Founded in 1960, New College of Florida is a national leader in the liberal arts and sciences and the state of Florida's designated public liberal arts honors college. The bayfront campus is located on the grounds of the former Charles Ringling and Ralph Caples estates, approximately 50 miles south of Tampa.

ncf.edu

New College
THE HONORS COLLEGE of Florida