

FACT BOOK

2008-2009



Office of Institutional Research & Assessment

*The New College of Florida Fact Book
presents current information on enrollment,
admission, financial aid, fiscal resources, and the academic
program at the eleventh member institution of the
State University System of Florida.*



New College
THE HONORS COLLEGE of Florida



FACT BOOK

2008-2009

The New College of Florida Fact Book 2008-2009 presents current information on enrollment, admission, financial aid, fiscal resources and the academic program at the eleventh member institution of the State University System of Florida.

The Fact Book contains information and statistics on institutional enrollment, student characteristics, admissions policies, academic offerings and annual expenses for in-state and out-of-state students, instructional faculty and class size. The purpose of the book is to provide the College community with facts about the College, and can be used for those responsible for public presentations about New College, as well as those who require institutional data for reporting.

The backbone of the Fact Book follows the format and definitions established by the Common Data Set widely used by college guide publishers for gathering data on undergraduate education, particularly the year's fall entering class. By standardizing the definition of key terms, the Common Data Set helps assure that data will be comparable across institutions. Common Data Set definitions are produced at the back of the Fact Book.

This book was prepared by the Office of Institutional Research & Assessment, with sincere thanks to Clinton Donaldson for producing the volume. Thanks also to the many New College offices that contributed data to the Fact Book 2008-2009. This year's Fact Book is available in electronic form only on the New College of Florida website at www.ncf.edu/institutionalresearch/fact-books-ira and also at www.ncf.edu/publications. If you would like a printed copy, it can easily be downloaded from our website and printed for reference. If you have any questions about the Fact Book or require further information, please feel free to contact me directly.

Hui-Min Wen, Ph.D.
Director, Institutional Research & Assessment
Tel: (941) 487-4601
Fax: (941) 487-4201
E-mail: hwen@ncf.edu

TABLE OF CONTENTS

PUBLISHED SOURCES ON NEW COLLEGE OF FLORIDA	1
ACCREDITATION	2
A. GENERAL INFORMATION	3
A1. Address information	3
A2. Source of institutional control	3
A3. Classification	3
* A3a. <i>Carnegie classification</i>	3
A4. Academic year calendar	3
A5. Degree offered	3
B. ENROLLMENT AND PERSISTENCE	4
B1. Institutional enrollment	4
* B1a. <i>Total transfer students</i>	4
* B1b. <i>Florida residents for tuition purposes</i>	4
B2. Enrollment by racial/ethnic category	5
* B2a. <i>Students by age</i>	5
* B2b. <i>Average age of students</i>	5
* B2c. <i>Enrollment by U.S. College Board region</i>	6
* B2d. <i>Foreign students by country of origin</i>	6
B3. Number of bachelor's degrees awarded from July 1, 2007 to June 30, 2008	7
* B3a. <i>Students awarded bachelor's degrees from July 1, 2007 to June 30, 2008 by gender and racial/ethnic category</i>	7
<u>B4-11. Graduation Rates</u>	7
* B11a. <i>New College first-time, full-time students four-year and six-year graduation rates</i>	8
* B22. Percent of fall 2007 entering first-time students who enrolled in fall 2008	8
* B22a. <i>New College first-time, full-time students first year retention rate</i>	8
* B23a. <i>Annual student credit hours 2003-2008</i>	9
* B23b. <i>Annual full-time equivalent enrollment 2003-2008</i>	10
* B24. Fall term enrollment headcounts 2004-2008	10
C. FIRST-TIME, FIRST-YEAR (FRESHMAN) ADMISSION	11
<u>C1-2. Applications</u>	11
C1. First-time, first-year (freshman) students	11
C2. Freshman wait-listed students	11
<u>C3-5. Admission Requirements</u>	11
C3. High school completion requirement	11
C4. General college-preparatory program requirement for degree-seeking students	11
C5. Distribution of high school units required and/or recommended	12
<u>C6-7. Basis for Selection</u>	12
C6. Basis for applicant selection	12
C7. Relative importance of academic & non-academic factors in first-time, first-year, degree-seeking (freshman) students admission decisions	12
C8. Entrance exams	13
C8a. <i>Use of entrance exams in admission decisions for first-time, first-year applicants</i>	13
C8b. <i>Use of ACT in first-time, first-year (freshman) students admission decisions</i>	13
C8c. <i>Use of SAT/ACT essay component</i>	13
C8d. <i>Use of applicants' test scores for academic advising</i>	13
C8e. <i>Test scores submission deadlines</i>	13
<u>C9-12. Freshman Profile</u>	14
C9. Enrolled first-time, first-year (freshman) students' SAT/ACT test scores	14
C10. Percent of all degree-seeking, first-time, first-year (freshman) student high school class rank	14

C11.	Percent of all enrolled, degree-seeking, first-time, first-year student high school grade-point averages	15
C12.	Average high school grade-point averages	15
* C12a.	<i>Percent of first-time, first-year (freshman) students with specialized high school course or curriculum selection</i>	15
* C12b.	<i>Percent of first-time, first-year (freshman) students by secondary school type</i>	15
<u>C13-20.</u>	<u>Admission Policies</u>	16
C13.	Application fee	16
C14.	Application closing date	16
C15.	First-time, first-year students accepted for terms other than the fall	16
C16.	Notification to applicants of admission decision sent	16
C17.	Reply policy for admitted applicants	16
C17a.	<i>Housing deposit policies</i>	16
C18.	Deferred admission	16
C19.	Early admission of high school students	17
* C20.	Common application	17
<u>C21-22.</u>	<u>Early Decision and Early Action</u>	17
C21.	Early decision	17
C22.	Early action	17
D.	TRANSFER ADMISSION	17
D1.	Transfer admission	17
D2.	Number of students who applied, were admitted, and enrolled as degree-seeking transfer students in fall 2008	17
* D2a.	<i>Advanced standing of fall 2008 new admits receiving transfer credit</i>	18
<u>D3-9.</u>	<u>Application for Admission</u>	18
D3.	Terms for which transfers may enroll	18
D4.	Minimum number of transfer credits requirement	18
D5.	Items required of transfer students to apply for admission	18
D6.	Minimum high school GPA required of transfer applicants	18
D7.	Minimum college GPA required of transfer applicants	19
D8.	Other application requirements specific to transfer applicants	19
D9.	Application priority, closing, notification, and candidate reply dates for transfer students	19
<u>D12-17.</u>	<u>Transfer Credit Policies</u>	19
D12.	Lowest grade earned for any course that may be transferred for credit	19
D13-14.	Maximum number of credits or courses that may be transferred from a two-year or four-year institution	19
D16.	Minimum number of credits transfers must complete to earn a bachelor's degree	19
D17.	Other transfer credit policies	20
E.	ACADEMIC OFFERINGS AND POLICIES	21
E1.	Special study options available	21
* E1a.	<i>Majors (areas of concentration) offered leading to a bachelor's degree</i>	21
E3.	Areas in which students are required to complete some course work prior to graduation	22
* E3a.	<i>Majors with the highest enrollment among May 2008 graduates</i>	22
* E3b.	<i>Distribution of May 2008 graduates by academic division</i>	22
* E3c.	<i>Percent of May 2008 graduates who undertook study abroad for credit toward their degrees</i>	22
* E3d.	<i>Percent of May 2008 graduates who undertook off-campus study for credit toward their degrees</i>	22
* E4.	<i>Total endowment</i>	22
F.	STUDENT LIFE	23
F1.	Percentages of first-time, first-year students and all degree-seeking undergraduates enrolled in fall 2008 who fit the different categories	23
F2.	Activities offered	23
F3.	ROTC programs	24
F4.	Housing	24

G.	ANNUAL EXPENSES	24
G1.	Undergraduate full-time tuition, required fees, room and board for 2008-2009 academic year	24
G2.	Number of credits per term a student can take for the stated full-time tuition	24
G3.	Do tuition and fees vary by year of study?	25
* G3a.	<i>Tuition increase from academic year 2007-2008 to 2008-2009</i>	25
G4.	Tuition and fees by undergraduate instructional program	25
G5.	Estimated expenses for a typical full-time undergraduate student 2008-2009	25
G6.	Undergraduate per-credit-hour charges for 2008-2009	25
* G7.	Estimated full-time tuition including required fee for academic year 2009-2010	25
* G8.	Estimated expenses for a typical full-time undergraduate student for 2009-2010	25
H.	FINANCIAL AID	26
H1-5.	<u>Aid Awarded to Enrolled Undergraduates</u>	26
H1.	Estimated aid awarded to degree-seeking students	26
* H1a.	<i>2007-2008 Financial Aid Summary</i>	27
H2.	Number of enrolled students awarded aid	27
H2a.	<i>Number of enrolled students awarded non-need-based scholarships and grants</i>	28
H4.	Percentage of 2008 graduates who borrowed through loan programs	28
H4a.	<i>Percentage of 2008 graduates who borrowed through federal loan programs</i>	28
H5.	Average per-borrower cumulative indebtedness	28
H5a.	<i>Average indebtedness of 2008 graduates who borrowed through federal loan programs</i>	28
H6.	Policy regarding financial aid for degree-seeking nonresident aliens	29
H7-11.	<u>Process for First-Year/Freshman Students</u>	29
H7.	Financial aid forms nonresident alien first-year financial aid applicants must submit	29
H8.	Financial aid forms domestic first-year financial aid applicants must submit	29
H9.	Filing dates for first-year (freshman) students	29
H10.	Notification dates for first-year (freshman) students	29
H11.	Reply dates	30
H12-14.	<u>Types of Aid Available</u>	30
H12.	Loans	30
H13.	Need-based scholarships and grants	30
H14.	Criteria used in awarding institutional aid	30
H15.	Recent financial aid policies, programs and initiatives	30
I.	INSTRUCTIONAL FACULTY AND CLASS SIZE	31
I1.	Instructional faculty for fall 2008	31
* I1a.	<i>Additional characteristics of instructional faculty and teaching for fall 2008</i>	31
* I1b.	<i>Full-time faculty by tenure and rank status</i>	32
I2.	Student to faculty ratio	32
I3.	Undergraduate class size	32
J.	DEGREES CONFERRED	33
J1.	Degrees conferred between July 1, 2007 and June 30, 2008	33
K.	FISCAL RESOURCES	34
K1.	2008-2009 budgeted operating expenditures	34
K2.	2006-2007 and 2007-2008 Education & General operating expenditures by program activities	34
K3.	Actual expenditures (in thousands) by fund 2004-2005 through 2008-2009	35
K4.	Education & General appropriation from 2002-2003 to 2008-2009	35
L.	PERSONNEL	36
L1.	Full-time employees	36
L2.	Part-time employees	36
M.	LIBRARY RESOURCES	36
M1.	Library statistics	36
	COMMON DATA SET DEFINITIONS	37

PUBLISHED SOURCES ON NEW COLLEGE OF FLORIDA

Unless otherwise noted, the web address for the sources listed below is www.ncf.edu and the mailing address is 5800 Bay Shore Road, Sarasota, Florida, 34243.

Annual Report

Financial report for the relevant fiscal year

Available on the web and from: Office of Vice President for Finance & Administration, Cook Hall, 941-487-4444, or Office of Public Affairs, 941-487-4153

Community Outreach and Access Report

A current report on student, faculty and staff involvement in the community

Available on the web and from: Special Assistant to the President, Cook Hall, 941-487-4110, or Office of Public Affairs, 941-487-4153

Course Descriptions and Class Schedule (by Semester)

Current course offerings

Available from: Office of the Registrar, Palmer Building D, 941-487-4230

News Weekly

Weekly electronic newsletter with current news, press coverage and upcoming events at New College of Florida

Available from: Office of Public Affairs, 941-487-4153. To subscribe, e-mail events@ncf.edu

General Catalog

Academic program and graduation requirements, descriptions of areas of concentration (majors), academic regulations, faculty and staff other institutional information

Available on the web and from: Office of the Provost and Vice President for Academic Affairs, Cook Hall, 941-487-4200

New College Foundation Annual Report

Publications on New College Foundation's mission to provide enhancement funding enabling New College of Florida to deliver innovation and excellence in liberal arts education

Available from: New College Foundation, The Keating Center, 941-487-4800

New College Magazine

Annual magazine includes feature articles on New College, past and present

Available from: Office of Public Affairs, 941-487-4153

Nimbus Newsletter

Current updates on alumnae/i activities

Available on the web at www.newcollege.org, and from: the New College Alumnae/i Association, The Keating Center, 941-487-4900

Student Handbook

Provides students with a quick overview of college life, academic procedures and college policies; introduces students to the different divisions in student affairs, from residential life to Student Activities; and provides details about clubs, organizations, sports and fitness opportunities on campus

Available from: Office of Student Affairs, Hamilton 001, 941-487-4250

Student Newspaper

The Catalyst, organized as an academic tutorial under faculty sponsorship and funded by the New College Student Alliance

Available on the web at www.studentweb.ncf.edu/catalyst

Viewbook and Other Admissions Materials

Illustrated descriptions of New College for prospective students, including admission requirements, academics, faculty, concentrations, student life, student profiles, financial aid and fast facts

Available on the web and from: Office of Admissions and Financial Aid, Robertson Hall, 941-487-5000.

ACCREDITATION

New College of Florida is accredited by the Commission on Colleges of the Southern Association of College and Schools to award baccalaureate degrees. Contact the Commission on Colleges at 1866 Southern Lane, Decatur, Georgia 30033-4097 or call 404-679-4500 for questions about the accreditation of New College of Florida.

GENERAL INFORMATION

A1. Address information:

New College of Florida
5800 Bay Shore Road
Sarasota, FL 34243
Main Phone: 941-487-5000

New College Web Site: www.ncf.edu

Main contacts:

Admissions and Financial Aid: 941-487-5000
Institutional Research & Assessment: 941-487-4601
President's Office: 941-487-4100
Provost's Office: 941-487-4200
Registrar: 941-487-4230
Student Affairs: 941-487-4250
Public Affairs & Marketing: 941-487-4153

Admissions information:

Phone: 941-487-5000
Fax: 941-487-5010
E-mail: admissions@ncf.edu
Apply online at www.ncf.edu/Admissions

A2. Source of institutional control: Public

A3. Classification: Residential, coeducational liberal arts college

***A3a. Carnegie classification:** New College is classified by the Carnegie Foundation for the Advancement of Teaching as a Baccalaureate College-Arts & Sciences (Bac/A&S).

A4. Academic year calendar: 4 - 1 - 4

A5. Degree offered: Bachelor of Arts

Note: Throughout this Fact Book, an asterick () indicates information that is not part of the Common Data Set, but has been added by New College of Florida.*

B. ENROLLMENT AND PERSISTENCE

B1. Institutional enrollment:

ENROLLMENT	FULL-TIME*		PART-TIME	
	Men	Women	Men	Women
Undergraduates				
Degree-seeking, first-time freshmen	80	142	0	0
Other first-year, degree-seeking	6	11	0	0
All other degree-seeking	215	331	0	0
Total degree-seeking	301	484	0	0
All other undergraduates enrolled in credit courses	0	0	0	0
Total undergraduates	301	484	0	0
First-Professional				
First-time, first-professional students	0	0	0	0
All other first-professionals	0	0	0	0
Total first-professional	0	0	0	0
Graduate				
Degree-seeking, first-time	0	0	0	0
All other degree-seeking	0	0	0	0
All other graduates enrolled in credit courses	0	0	0	0
Total graduate	0	0	0	0
Total all undergraduate				785
Total all graduate and professional students				0
GRAND TOTAL ALL STUDENTS				785
<i>Note: * All New College students are considered to be enrolled full-time.</i>				

***B1a. Total transfer students:** 83 (10.6% of total undergraduates)

***B1b. Florida residents for tuition purposes:**

ENROLLMENT	Florida		Non-Florida		Total
	#	%	#	%	
Degree-seeking, first-time freshmen	169	76%	53	24%	222
Other first-year, degree-seeking	15	88%	2	12%	17
All other degree-seeking	461	84%	85	16%	546
Total	645	82%	140	18%	785

B2. Enrollment by racial/ethnic category:

Racial/Ethnic Category	Degree-Seeking First-Time First-Year		Transfer Students First-Year		Degree-Seeking Undergraduates (include first-time first-year)		Total Undergraduates (both degree- and non-degree-seeking)	
	#	%	#	%	#	%	#	%
Nonresident Aliens	1	0.4%	0	0%	2	0.3%	2	0.3%
Black, Non-Hispanic	4	1.8%	0	0%	14	1.8%	14	1.8%
American Indian or Alaskan Native	4	1.8%	0	0%	8	1.0%	8	1.0%
Asian or Pacific Islander	5	2.3%	2	11.8%	21	2.7%	21	2.7%
Hispanic	22	9.9%	4	23.5%	79	10.1%	79	10.1%
White, Non-Hispanic	169	76.1%	10	58.8%	616	78.5%	616	78.5%
Race/Ethnicity Unknown	17	7.7%	1	5.9%	45	5.7%	45	5.7%
Total	222	100%	17	100%	785	100%	785	100%

***B2a. Students by age:**

Age Group	First-Time, First-year Students	All Students	Percent of all Students
<16	0	0	0.0%
16-21	222	656	83.6%
22-24	0	114	14.5%
25-29	0	7	0.9%
30-34	0	3	0.4%
35-39	0	4	0.5%
40-49	0	0	0%
>50	0	1	0.1%

***B2b. Average age of students:**

First-time, first-year, (freshman) students	18.3
All students	20.1

***B2c. Enrollment by U.S. College Board region*:**

U.S. College Board Region	First-Time, First-year Students	Percent of First-Time Students	All Students	Percent of all Students
New England (Northeast)— ME, VT, NH, MA, CT, RI	9	4.1%	30	3.8%
Middle States (Middle Atlantic)— NY, PA, NJ, DE, MD, DC	21	9.5%	44	5.6%
South minus FL – AL, GA, KY, LA, MS, NC, SC, TN, VA	14	6.3%	46	5.9%
Florida	163	73.4%	597	76.1%
Midwest—MI, OH, WV, IN, IL, WI, MN, IA, MO, KS, NE, SD, ND	7	3.2%	28	3.6%
Southwest—TX, NM, OK, AR	0	0%	9	1.1%
West—MT, ID, WY, WA, OR, CA, NV, UT, CO, AZ, HI, AK	4	1.8%	19	2.4%
Non-U.S.	4	1.8%	12	1.5%
Total	222	100%	785	100%

New College of Florida represents students from 39 different states (Including DC)

*Note: * Based upon students' state of residence at time of admission.*

***B2d. Foreign students by country of origin*:**

Country of Origin	First-Time, First-Year Students	All Students
Argentina		1
Bulgaria		1
Canada	2	3
Chile	1	1
Colombia		2
Cuba		2
France		1
Gabon		2
Ghana		1
India	2	3
Lesotho		1
Peru		2
Philippines		1
Puerto Rico		1
Romania		2
Suriname		1
Ukraine	1	1
Venezuela	1	1
Total international students	7	27
Total number of countries	5	18
International students as percent of student body	3.2%	3.4%

*Note: * Include students who have permanent residency or different types of visa.*

B3. Number of bachelor's degrees awarded from July 1, 2007 to June 30, 2008: 168***B3a. Students awarded bachelor's degrees from July 1, 2007 to June 30, 2008
by gender and racial/ethnic category:**

Racial/Ethnic Category	MEN		WOMEN		TOTAL	
	#	% *	#	% **	#	% ***
Nonresident aliens	1	2%	1	1%	2	1%
Black, non-Hispanic	0	0%	4	4%	4	2%
American Indian or Alaska Native	0	0%	0	0%	0	0%
Asian or Pacific Islander	2	3%	3	3%	5	3%
Hispanic	10	16%	9	9%	19	11%
White, non-Hispanic	49	78%	86	82%	135	80%
Race/ethnicity unknown	1	2%	2	2%	3	2%
Total	63	100%	105	100%	168	100%
Note: * Percentage is of total men awarded bachelor's degrees. ** Percentage is of total women awarded bachelor's degrees. *** Percentage is of all graduates awarded bachelor's degrees.						

Graduation Rates

B4.	Initial 2002 cohort of first-time, full-time bachelor's (or equivalent) degree-seeking undergraduate students; total all students:	160
B5.	Of the initial 2002 cohort, how many did not persist and did not graduate for the following reasons: death, permanent disability, service in the armed forces, foreign aid service of the federal government, or official church missions; total allowable exclusions:	0
B6.	Final 2002 cohort, after adjusting for allowable exclusions: (subtract question B5 from question B4)	160
B7.	Of the initial 2002 cohort, how many completed the program in four years or less (by August 31, 2006):	72
* B7a.	Four-year graduation rate for 2002 cohort (question B7 divided by question B6):	45%
B8.	Of the initial 2002 cohort, how many completed the program in more than four years but in five years or less (after August 31, 2006 and by August 31, 2007):	25
B9.	Of the initial 2002 cohort, how many completed the program in more than five years but in six years or less (after August 31, 2007 and by August 31, 2008):	4
B10.	Total graduating within six years (sum of questions B7, B8, and B9):	101
B11.	Six-year graduation rate for 2002 cohort (question B10 divided by question B6):	63%

***B11a. New College first-time, full-time students four-year and six-year graduation rate:**

Cohort Year	Total FTICs admitted	Number FTICs graduated within 4 years	Percent FTICs graduated within 4 years	Number FTICs graduated within 6 years	Percent FTICs graduated within 6 years
1993	136	70	51%	91	67%
1994	120	58	48%	79	66%
1995	141	69	49%	85	60%
1996	143	67	47%	103	72%
1997	145	91	63%	108	74%
1998	137	68	50%	89	65%
1999	129	73	57%	89	69%
2000	162	87	54%	108	67%
2001	150	65	43%	85	57%
2002	160	72	45%	101	63%

B12 to B21. Not applicable.

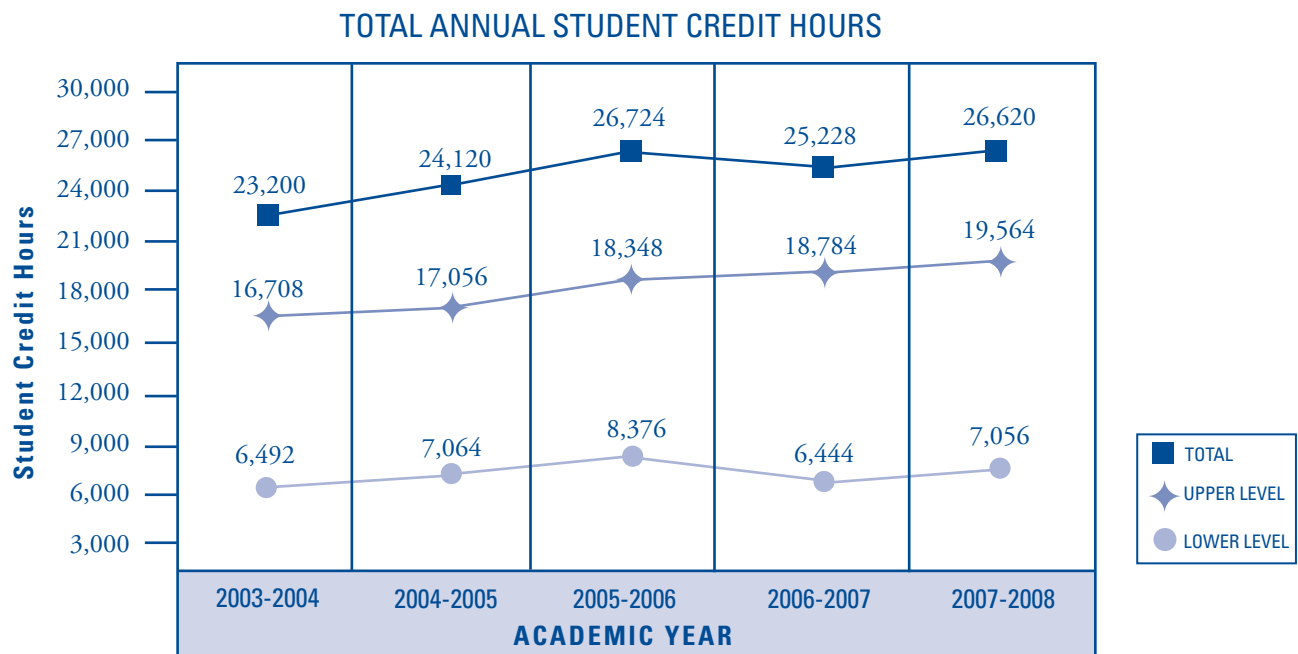
B22. Percent of fall 2007 entering first-time bachelor's degree-seeking undergraduate students who enrolled in fall 2008: 82%

***B22a. New College first-time, full-time students first year retention rate:**

Entering Fall Term	Entering First-Time Full-Time Cohort	Retained in the Subsequent Fall Term	First-Year Retention Rate
Fall 2001	150	115	77%
Fall 2002	160	131	82%
Fall 2003	157	124	79%
Fall 2004	189	159	84%
Fall 2005	218	175	80%
Fall 2006	175	153	87%
Fall 2007	202	166	82%

***B23a. Annual student credit hours 2003-2008:**

TERM	STATE-FUNDABLE STUDENT CREDIT HOURS			NON-STATE-FUNDABLE STUDENT CREDIT HOURS			TOTAL STUDENT CREDIT HOURS		
	Lower Level	Upper Level	Total	Lower Level	Upper Level	Total	Lower Level	Upper Level	Total
Academic Year 2007-2008									
Fall 2007	4,112	10,412	14,524	60	0	60	4,172	10,412	14,584
Spring 2008	2,836	9,152	11,988	48	0	48	2,884	9,152	12,036
Total	6,948	19,564	26,512	108	0	108	7,056	19,564	26,620
Academic Year 2006-2007									
Fall 2006	3,852	10,084	13,936	20	16	36	3,872	10,100	13,972
Spring 2007	2,556	8,668	11,224	16	16	32	2,572	8,684	11,256
Total	6,408	18,752	25,160	36	32	68	6,444	18,784	25,228
Academic Year 2005-2006									
Fall 2005	4,912	9,632	14,544	16	32	48	4,928	9,664	14,592
Spring 2006	3,432	8,648	12,080	16	36	52	3,448	8,684	12,132
Total	8,344	18,280	26,624	32	68	100	8,376	18,348	26,724
Academic Year 2004-2005									
Fall 2004	4,096	9,184	13,280	0	56	56	4,096	9,240	13,336
Spring 2005	2,968	7,784	10,752	0	32	32	2,968	7,816	10,784
Total	7,064	16,968	24,032	0	88	88	7,064	17,056	24,120
Academic Year 2003-2004									
Fall 2003	3,720	9,024	12,744	92	44	136	3,812	9,068	12,880
Spring 2004	2,632	7,624	10,256	48	16	64	2,680	7,640	10,320
Total	6,352	16,648	23,000	140	60	200	6,492	16,708	23,200

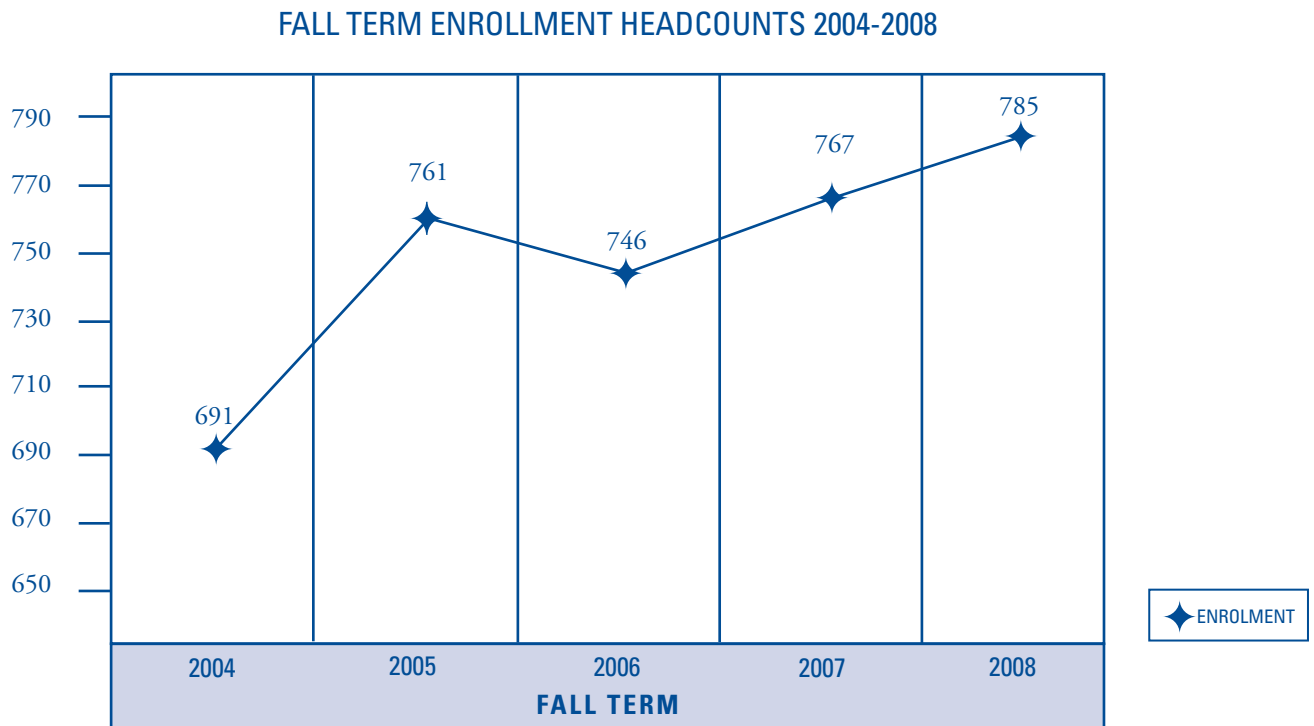


***B23b. Annual full-time equivalent enrollment 2003-2008 (FTE):**

Academic Year	STATE-FUNDABLE FTE ENROLLMENT			NON-STATE-FUNDABLE FTE ENROLLMENT			TOTAL FTE ENROLLMENT		
	Lower Level	Upper Level	Total	Lower Level	Upper Level	Total	Lower Level	Upper Level	Total
2007-2008	174	489	663	3	0	3	176	489	666
2006-2007	160	469	629	1	1	2	161	470	631
2005-2006	209	457	666	1	2	3	209	459	668
2004-2005	177	424	601	0	2	2	177	426	603
2003-2002	159	416	575	4	2	5	162	418	580

*Note: * 1 annual FTE = 40 student credit hours (Florida State University System FTE calculation method). FTEs are rounded to the nearest whole number.*

***B24. Fall term enrollment headcounts 2004-2008:**



C. FIRST-TIME, FIRST-YEAR (FRESHMAN) ADMISSION

Applications

C1. First-time, first-year (freshman) students:

Total first-time, first-year (freshman) men who applied	461
Total first-time, first-year (freshman) women who applied	760
Total first-time, first-year (freshman) students who applied	1221
Total first-time, first-year (freshman) men who were admitted	256
Total first-time, first-year (freshman) women who were admitted	449
Total first-time, first-year (freshman) students who were admitted	705
Total full-time, first-time, first-year (freshman) men who enrolled	80
Total full-time, first-time, first-year (freshman) women who enrolled	142
Total full-time, first-time, first-year (freshman) students who enrolled	222

C2. Freshman wait-listed students (students who met admission requirements but whose final admission was contingent on space availability):

Do you have a policy of placing students on a waiting list?	Yes
If yes, please answer the questions below for fall 2008 admissions:	
Number of qualified applicants offered a place on waiting list	112
Number accepting a place on the waiting list	51*
Number of wait-listed students admitted	6
Is your waiting list ranked?	No
If yes, do you release that information to students?	N/A
Do you release that information to school counselors?	N/A

*Note: * Include wait listed students who replied and did not request to be removed.*

Admission Requirements

C3. High school completion requirement:

High school diploma is required and GED is accepted	X
High school diploma is required and GED is not accepted	
High school diploma or equivalent is not required	

C4. General college-preparatory program requirement for degree-seeking students:

Required	X
Recommended	
Neither required nor recommended	

C5. Distribution of high school units required and/or recommended:

Academic Units	Units Required	Units Recommended
Total academic units	18	20 or more
English	4	4 or more
Mathematics	3	4 or more
Science	3	4 or more
Of above science units, how many must be lab?	2	2 or more
Foreign language	2	4 or more
Social Studies	3	4 or more
History	Included in Social Studies	Included in Social Studies
Academic electives	3	5 or more (in some cases these may include computer science and visual/performing arts, particularly at the advanced level)
Computer Science	Not Required	N/A
Visual/Performing Arts	Not Required	N/A
Other	Not Required	N/A

Basis for Selection

C6. Basis for applicant selection:

Open admission policy for all students	
Open admission policy for most students, but selective admission for out-of-state students	
Open admission policy for most students, but selective admission to some programs	
No open admission. Selective admission for all students.	X

C7. Relative importance of academic and non-academic factors in first-time, first-year, degree-seeking (freshman) students admission decisions:

FACTORS	Very Important	Important	Considered	Not Considered
Academic Factor				
Rigor of secondary school record	X			
Class rank			X	
Academic GPA	X			
Standardized test scores		X		
Application essay	X			
Recommendation(s)		X		
Nonacademic Factor				
Interview			X	
Extracurricular activities			X	
Talent/ability			X	
Character/personal qualities		X		
First generation			X	
Alumni/ae relation			X	
Geographical residence			X	
State residency			X	
Religious affiliation/commitment				X
Racial/ethnic status				X
Volunteer work			X	
Work experience			X	
Level of applicant's interest			X	

C8. Entrance exams

C8a. Use of entrance exams in admission decisions for first-time, first-year, degree seeking applicants:

Does New College make use of SAT, ACT, or SAT Subject Test scores in admission decisions for first-time, first-year, degree-seeking applicants?

Yes

If yes, place check marks in the appropriate boxes below to reflect New College policies for use in admission for fall 2010.

	Require	Recommend	Required of Some	Consider If Submitted	Not Used
SAT or ACT	X				
ACT only				X	
SAT only				X	
SAT and SAT Subject Tests				X	
SAT and SAT Subject Tests or ACT				X	
SAT Subject Tests				X	

C8b. If using the ACT in admission decisions for first-time, first-year, degree-seeking applicants for fall 2010, please indicate which ONE of the following applies (regardless of whether the writing score will be used in the admissions process):

ACT with writing component required	
ACT without writing component recommended	
ACT with or without writing component accepted	X

C8c. Please indicate how New College will use the SAT or ACT essay component (check all that apply):

	SAT Essay	ACT Essay
For admission		
For placement		
For advising		
In place of an application essay		
As a validity check on the application essay		
No college policy as of now	X	X
Not using essay component	X	X

C8d. Use of applicants' test scores for academic advising:

Does New College use applicants' test scores for academic advising?

No

C8e. Test scores submission deadlines:

Latest date by which SAT or ACT scores must be received for fall-term admission	April 15
Date by which SAT Subject Test scores must be received for fall-term admission	N/A

C8f.-C8g. Not applicable.

Freshman Profile

C9. Enrolled first-time, first-year (freshman) students' SAT/ACT test scores:

Percent and number of first-time, first-year (freshman) students enrolled in fall 2008 who submitted national standardized (SAT/ACT) test scores (for all enrolled, degree-seeking, first-time, first-year (freshman) students who submitted test scores).

Percent submitting SAT scores	93%	Number submitting SAT scores	206
Percent submitting ACT scores	51%	Number submitting ACT scores	114

First-Time Freshman Test Scores	25th Percentile	75th Percentile	Average
SAT Critical Reading	630	730	678
SAT Math	590	670	632
SAT Writing	600	690	648
SAT Essay	8	10	9
ACT Composite	27	31	29
ACT Math	25	30	27
ACT English	27	33	29
ACT Writing	8	10	9
Percent of First-Time, First-Year (Freshman) Students With Scores in Each Range:	SAT Critical Reading	SAT Math	SAT Writing
700-800	39%	17%	24%
600-699	49%	53%	53%
500-599	12%	28%	21%
400-499	0%	1%	1%
300-399	0%	0%	0%
200-299	0%	0%	0%
Scores	ACT Composite	ACT English	ACT Math
30-36	41%	46%	25%
24-29	55%	46%	61%
18-23	4%	6%	13%
12-17	0%	1%	1%
6-11	0%	0%	0%
Below 6	0%	0%	0%

C10. Percent of all degree-seeking, first-time, first-year (freshman) students who had high school class rank within each of the following ranges (information for those students who submitted high school rank information):

Percent in top tenth of high school graduating class	39%
Percent in top quarter of high school graduating class	79%
Percent in top half of high school graduating class	93%
Percent in bottom half of high school graduating class	7%
Percent in bottom quarter of high school graduating class	2%
Percent of total first-time freshmen who submitted high school class rank	73%

C11. Percent of all enrolled, degree-seeking, first-time, first-year students who had high school grade-point averages within each of the following ranges, on 4.0 scale (New College Weighted High School GPA):

Percent who had GPA of 3.75 and higher	67%
Percent who had GPA between 3.50 and 3.74	17%
Percent who had GPA between 3.25 and 3.49	11%
Percent who had GPA between 3.00 and 3.24	5%
Percent who had GPA between 2.50 and 2.99	1%
Percent who had GPA between 2.00 and 2.49	0%
Percent who had GPA between 1.00 and 1.99	0%
Percent who had GPA below 1.00	0%

C12. Average high school grade-point averages:

Average high school GPA of all degree-seeking, first-time, first year (freshman) students who submitted GPA	3.91
Percent of total first-time, first-year (freshman) students who submitted high school GPA	99%

***C12a. Percent of first-time, first-year (freshman) students with specialized high school course or curriculum selection:**

Honors	6%
Advanced Placement	66%
International Baccalaureate programs, offered as an option by selected high schools worldwide, with standardized, enhanced curriculum and international examinations	19%
Member schools of the National Consortium of Specialized Secondary Schools of Mathematics, Science and Technology	2%

***C12b. Percent of first-time, first-year (freshman) students by secondary school type:**

Secondary School Type	Number	Percent
Public schools	177	80%
Charter schools	1	1%
Private schools	25	11%
Parochial schools	10	5%
Home schooled	6	3%
GED	1	1%
International	2	1%
Total	222	100%

Admission Policies

C13. Application fee:

Does your institution have an application fee?	Yes
Amount of application fee:	\$30.00
Can it be waived for applicants with financial need?	Yes
Please indicate the application fee policy for students who apply on-line:	
Same fee	X
Free	
Reduced	
Can on-line application fee be waived for applicants with financial need?	Yes

C14. Application closing date:

Does your institution have an application closing date?	Yes
Application closing date (fall):	April 15
Priority date:	February 15 (for guaranteed first-time-in-college scholarship program)

C15. First-time, first-year students accepted for terms other than the fall? Yes

C16. Notification to applicants of admission decision sent (fill in one only):

On a rolling basis beginning (date):	
By (date):	
Other:	By 4/1 for application files completed by 2/15; by 4/25 for application files completed by 4/15

C17. Reply policy for admitted applicants:

Must reply by (date):	May 1
-----------------------	-------

C17a. Housing deposit policies:

Deadline for housing deposit (MMDD)	No Deadline
Amount of housing deposit	\$0
Refundable if student does not enroll?	N/A
Yes, in full	N/A
Yes, in part	N/A
No	N/A

C18. Deferred admission:

Does your institution allow students to postpone enrollment after admission?	Yes
If yes, maximum period of postponement:	One year

C19. Early admission of high school students:

Does your institution allow high school students to enroll as full-time, first-time, first-year (freshman) students one year or more before high school graduation?	Yes
---	-----

***C20. Common application:**

Will you accept the Common Application distributed by the National Association of Secondary School Principals if submitted?	Yes
If "yes," are supplemental forms required?	Yes
Is your college a member of the Common Application Group?	Yes

Early Decision and Early Action**C21. Early decision:**

Does your institution offer an early decision plan (an admission plan that permits students to apply and be notified of an admission decision well in advance of the regular notification date and that asks students to commit to attending if accepted) for first-time, first-year (freshman) applicants for fall enrollment?	No
---	----

C22. Early action:

Do you have a non-binding early action plan whereby students are notified of an admission decision well in advance of the regular notification date but do not have to commit to attending your college?	No
Is your early action plan a "restrictive" plan under which you limit students from applying to other early plans?	N/A

D. TRANSFER ADMISSION**D1. Transfer admission:**

Does your institution enroll transfer students?	Yes
If yes, may transfer students earn advanced standing credit by transferring credits earned from course work completed at other colleges/universities?	Yes

D2. Number of students who applied, were admitted, and enrolled as degree-seeking transfer students in fall 2008:

Gender	Applicants	Admitted Applicants	Enrolled Applicants
Men	61	10	6
Women	90	17	11
Total	151	27	17

***D2a. Advanced standing of fall 2008 new admits* receiving transfer credit:**

	Number	Percent
Exempted from first semester	23	79%
Exempted from second semester	2	7%
Exempted from third semester	4	14%
Total	29	100%

*Note: * Include transfer students and first-time, first-year students who received transfer credits via dual enrollment.*

Application for Admission

D3. Terms for which transfers may enroll:

Term	May Enroll
Fall	X
Winter	
Spring	X
Summer	

D4. Minimum number of transfer credits requirement:

Must a transfer applicant have a minimum number of credits completed or else must apply as an entering freshman?	No
If yes, what is the minimum number of credits and the unit of measure?	N/A

D5. Items required of transfer students to apply for admission:

	Required of All	Recommended of All	Recommended of Some	Required of Some	Not Required
High school transcript				X	
College transcript(s)	X				
Essay or personal statement	X				
Interview					X
Standardized test scores				X	
Statement of good standing from prior institution(s)				X	

D6. Minimum high school grade point average required of transfer applicants (on a 4.0 scale): 2.00

D7. Minimum college grade point average required of transfer applicants (on a 4.0 scale): 2.00

- D8. Other application requirements specific to transfer applications:** 1. Be in good standing and eligible to return to the last institution attended as a degree-seeking student. 2. Meet the college preparatory and score requirements for freshman applicants, or—with a Florida public community college AA—meet the entering foreign language requirement of either:
- a. Two consecutive high school years of the same foreign language or American Sign Language, or
 - b. Eight college semester hours of the same foreign language or American Sign Language.

D9. Application priority, closing, notification, and candidate reply dates for transfer students:

Term	Priority Date	Closing Date	Notification Date	Reply Date	Rolling Admission
Fall	2/15	4/15	4/1, 4/25	5/1	N/A
Winter					
Spring		12/15	Rolling		
Summer					
<i>Spring 2010: Decisions for the Spring 2010 class are scheduled for release on a rolling basis beginning in October of 2009. Applicants for the Spring 2010 class should make sure all materials expected for the admission application file are received by New College Admissions no later than December 15. However, the College reserves the right to close the class earlier than the date specified if spring enrollment goals are met before that date, and reserves the right to cancel the spring class admission cycle if the College has already met its enrollment goals for the year. Should the admission cycle be cancelled, spring class applicants may request to have the application updated for consideration for the Fall 2010 class.</i>					

D10-11. Not applicable.

Transfer Credit Policies

D12. Lowest grade earned for any course that may be transferred for credit: C

- D13-14. Maximum number of credits or courses that may be transferred from a two-year or four-year institution:** Three of seven semester-long academic contracts and one of three month-long Independent Study Projects required for graduation may be granted to transfer students. For transfer purposes, a minimum of 52 liberal arts and sciences credits are required to receive maximum credit.

D15. Not applicable.

- D16. Minimum number of credits that transfers must complete to earn a bachelor's degree:** Transfer students must be in academic residence for a minimum of four semester-long academic contracts and two month-long Independent Study Projects, depending on their transfer credit.

D17. Other transfer credit policies: Only liberal arts and sciences credits from an accredited post-secondary, degree-granting college or university are accepted for transfer.

Arts and sciences courses completed with a grade of "C" or above at an accredited post-secondary degree-granting college or university are accepted for transfer credit at New College. Transferable credits must appear on an official transcript. Once transfer credit has been granted and annotated on a student's New College record, the student cannot request for it to be waived. These courses generally fall into the following categories:

Humanities	Natural Sciences	Social Sciences
Art History	Biology	Anthropology
Classics	Botany	Economics
Fine Arts (Studio Arts)	Chemistry	Geography
Languages*	Computer Science	History
Literature	Geology	Political Science
Music	Mathematics**	Psychology
Philosophy	Physics	Sociology
Photography ***		
Religion		
Visual and Performing Arts		

*Note: * Language credit (including Sign Language) transfers only if the language has been studied one year or more.*
*** Mathematics courses accepted for transfer include Trigonometry or Pre-Calculus level and above courses. Statistics courses also are accepted for transfer.*
**** Generally, only one photography course may transfer.*

All New College graduates must have been in academic residence for a minimum of four semester contracts and two Independent Study Projects (ISPs). Generally, 16 semester hour credits correspond to one New College semester contract; 4 credits correspond to one ISP.

Number of Credits	Exemptions
Fewer than 16	None
16-19	1 Contract
20-35	1 Contract and 1 ISP
36-51	2 Contracts and 1 ISP
52 or more	3 Contracts and 1 ISP

E. ACADEMIC OFFERINGS AND POLICIES

E1. Special study options available:

Accelerated program	
Cooperative education program	
Cross-registration	X
Distance learning	
Double major	X
Dual enrollment	
English as a Second Language (ESL)	
Exchange student program (domestic)	X
External degree program	
Honors program	X
Independent study	X
Internships	X
Liberal arts/career combination	
Student-designed major	X
Study abroad	X
Teacher certification program	
Weekend college	
Other (specify): Academic contract, January Interterm (independent study), narrative evaluation/pass-fail, senior thesis, tutorials, undergraduate research.	X

Special or unique academic programs:

- 1) The New College academic contract whereby each student develops her/his individual academic program of coursework, tutorials, field and lab research, study abroad, and so on, in close consultation with a faculty member. See Catalog at www.ncf.edu.
- 2) Non-graded, narrative evaluation, which encourages exploration and mastery.
- 3) Intensive "Independent Study Projects" during January which can be highly individual but can also involve group activities, such as an acting workshop or an ecological tour of Florida.
- 4) Competitive grants programs to support student research.

E1a. Majors (areas of concentration) offered leading to a bachelor's degree:

Anthropology	Economics	International and	Psychology
Applied Mathematics	English	Area Studies	Public Policy
Art	Environmental Studies	European Studies	Religion
Art History	French Language	Latin American Studies	Russian Language
Biology	and Literature	Literature	and Literature
Marine Biology	French Studies	Mathematics	Social Sciences
Neurobiology	Gender Studies***	Medieval and	Sociology
Chemistry	General Studies	Renaissance Studies	Spanish Language
Biochemistry	German Language	Music	and Literature
Chinese Language	and Literature	Natural Sciences	Spanish Language
and Culture**	German Studies	Philosophy	and Culture
Classics	History	Physics	Theater***
Computational Science***	Humanities	Political Science	Urban Studies

Note: * Students may arrange double and joint-disciplinary areas of concentrations. With faculty approval, they may also design their own areas of concentration.

** Chinese Language and Culture area of concentration will be effective in Academic Year 2009-2010

*** Computational Science, Gender Studies, and Theater are available only in conjunction with another area of concentration.

E2. Has been removed from the common data set.

E3. Areas in which all or most students are required to complete some course work prior to graduation:

Arts/fine arts	
Computer literacy	
English (including composition)	
Foreign languages	
History	
Humanities	X
Mathematics	
Philosophy	
Sciences (biological or physical)	X
Social Science	X
Other (describe):	

***E3a. Majors (excluding General Studies and divisional majors) with the highest enrollment among May 2008 graduates:**

Major*	Percent
Psychology	10%
Biology	9%
Political Science	8%

Note: * For co-disciplinary and double areas of concentration, each discipline making up the concentration is counted once.

***E3b. Distribution of May 2008 graduates by academic division:**

Academic Division	Percent
Humanities	35%
Social Sciences	33%
Natural Sciences	19%
Interdisciplinary Studies	6%
Environmental Studies	4%
General Studies	3%

Note: * For co-disciplinary and double areas of concentration, each discipline making up the concentration is counted once.

***E3c. Percent of May 2008 graduates who undertook study abroad for credit toward their degrees:** 14%

***E3d. Percent of May 2008 graduates who undertook off-campus study for credit toward their degrees:** 24%

***E4. Total endowment:** \$45,793,394. Endowments are held on behalf of New College of Florida by New College Foundation, Inc., an independent, not-for-profit corporation that has been qualified by the federal Internal Revenue Service as an IRC 501(c)(3) organization.

F. STUDENT LIFE

F1. Percentage of first-time, first-year (freshman) degree-seeking students and degree-seeking undergraduates enrolled in Fall 2008 who fit the following categories:

	First-Time, First-Year (Freshmen) Students	All Students
Percent who are from out of state (exclude international/nonresident aliens)*	25%	23%
Percent of men who join fraternities**	0%	0%
Percent of women who join sororities**	0%	0%
Percent who live in college-owned, -operated, or -affiliated housing**	99%	80%
Percent who live off campus or commute**	1%	20%
Percent of students age 25 and older	0%	2%
Average age of full-time students	18.3	20.1
Average age of all students (full- and part-time)	18.3	20.1
<p><i>Note:</i> * Based upon students' state of residence at time of admission. The percent represents the proportion of out-of-state students in the cohort excluding all international/nonresident aliens.</p> <p>** Based upon information provided by the Office of Housing.</p>		

F2. Activities offered:

Campus Ministries	X
Choral groups	X
Concert band	
Dance	X
Drama/theater	X
International Student Organization	
Jazz band	
Literary magazine	X
Marching band	
Model UN	
Music ensembles	X
Musical theater	X
Opera	
Pep band	
Radio station*	X
Student government	X
Student newspaper	X
Student-run film society	X
Symphony orchestra	
Television station	
Yearbook	
<p><i>Note:</i> * 96.5 FM, under ½-watt, non-licensed station under FCC experimental community radio authority.</p>	

F3. ROTC programs (offered in cooperation with Reserve Officers' Training Corps):

	On Campus	At Cooperating Institution	Name of Cooperating Institution
Army ROTC is offered:	No	No	
Naval ROTC is offered:	No	No	
Air Force ROTC is offered:	No	No	

F4. Housing:

Coed dorms	Yes
Men's dorms	No
Women's dorms	No
Apartments for married students	No
Apartments for single students	Yes
Special housing for disabled students	Yes
Special housing for international students	No
Fraternity/sorority housing	No
Cooperative housing	No
Theme Housing	No
Wellness Housing	No
Other housing options (specify): Specialized housing options may be arranged in response to student interest.	Yes

G. ANNUAL EXPENSES**G1. Undergraduate full-time tuition, required fees, room and board for 2008-2009 academic year:**

Tuition	
In-district/In-state	\$4,127
Out-of-state	\$23,766
Nonresident aliens	\$23,766
Fees	
Required fees (included in tuition)	\$0
Room and Board	
Room and board (on-campus)	\$7,464
Room only (on-campus)*	\$4,908
Board only (on-campus meal plan)	\$2,556

*Note: * Partial board plan required with room. All amounts rounded to the nearest dollar.*

G2. Number of credits per term a student can take for the stated full-time tuition:

Term	Credits
Fall	16
January Interterm (Independent Study Project)	4
Spring	16

G3. Do tuition and fees vary by year of study (e.g., sophomore, junior, senior)? No

***G3a. Tuition increase from academic year 2007-2008 to 2008-2009:**

Tuition	2006-2007	2007-2008	Percent Increase
In-district/In-state	\$3,834	\$4,127	7.6%
Out-of-state/ Nonresident aliens	\$21,687	\$23,766	9.6%

G4. If tuition and fees vary by undergraduate instructional program, describe briefly: N/A

G5. Estimated expenses for a typical full-time undergraduate student for 2008-2009:

	Residents	Commuters (living at home)	Commuters (not living at home)
Books and supplies	\$800	\$800	\$800
Room only	\$4,908	\$1,650	\$5,000
Board only	\$2,556	\$250 *	\$3,000*
Transportation	\$1,100	\$1,100	\$1,100
Other expenses	\$2,600	\$2,600	\$2,600

*Note: * Includes mandatory minimum off-campus meal plan (contact Housing Office for latest information).*

G6. Undergraduate per-credit-hour charges for 2008-2009:

	Tuition & Fees	Tuition Only
In-district/In-state	\$115	\$82
Out-of-state/Nonresident aliens	\$660	\$602

***G7. Estimated full-time tuition including required fee for Academic Year 2009-2010*:**

In-district/In-state	\$4,834
Out-of-state	\$27,418
Nonresident aliens	\$27,418

*Note: * The estimate comes from the Financial Aid Office. The total estimate is for 16 credit hours in fall semester, 4 credit hours in the January Interterm and 16 credit hours in the spring semester.*

***G8. Estimated expenses for a typical full-time undergraduate student for 2009-2010:**

	Residents	Commuters (living at home)	Commuters (not living at home)
Books and supplies	\$800	\$800	\$800
Room only	\$5,252	\$1,650	\$5,000
Board only	\$2,556	\$250 *	\$3,000*
Transportation	\$1,100	\$1,100	\$1,100
Other expenses	\$2,600	\$2,600	\$2,600

*Note: * Includes mandatory minimum off-campus meal plan (contact Housing Office for latest information).*

H. FINANCIAL AID

Aid Awarded to Enrolled Undergraduates

H1. Estimated aid awarded to degree-seeking students: (using the same cohort reported in question B1. Aid awarded to international students – i.e., those not qualifying for federal aid – is included. Aid that is non-need-based but that was used to meet need is reported in the need-based aid columns):

The academic year for which data are reported for items H1, H2, H2A, and H6:
2008-2009 estimated. Data for H1A is based on 2007-2008 actuals.

Which needs-analysis methodology does your institution use in awarding institutional aid?

Federal methodology (FM)	X
Institutional methodology (IM)	
Both FM and IM	

FINANCIAL AID CATEGORY	Need-Based* (\$)	Non-Need-Based** (\$)
Scholarships/Grants		
Federal	573,688	9,750
State (i.e., all states, not only the state in which your institution is located)	881,735	1,450,606
Institutional: Endowed scholarships, annual gifts and tuition funded grants, awarded by the college, excluding athletic aid and tuition waivers (which are reported below)	817,839	867,678
Scholarships/grants from external sources (e.g., Kiwanis, National Merit) not awarded by the college	29,039	188,286
Total Scholarships/Grants	2,302,301	2,516,320
Self-Help		
Student loans from all sources (excluding parent loans)	886,677	270,148
Federal Work-Study	54,174	0
State and other (e.g., institutional) work-study/employment (Note: Excludes Federal Work-Study captured above)	217,458	0
Total Self-Help	1,158,309	270,148
Parent Loans	11,047	102,730
Tuition Waivers***	386,457	607,847
Athletic Awards	0	0

Note: * Need-based include non-need-based aid use to meet need.

** Non-need-based exclude non-need-based aid use to meet need.

*** Reporting is optional. Report tuition waivers in this row if you choose to report them.
Do not report tuition waivers elsewhere.

***H1a. 2007-2008 Financial Aid Summary:**

Federal	
Stafford Loan	\$1,118,397
Plus Loan	\$212,171
Pell Grant	\$463,452
Opportunity Grant	\$33,306
Academic Competitiveness Grant	\$54,186
Work Study	\$37,941
Total	\$1,919,453
State	
Bright Futures Scholarship	\$2,012,842
Robert Byrd Scholarship	\$13,500
Jose Marti Scholarship	\$2,000
First Generation Grant	\$64,112
FL Assistance Grant	\$126,631
Total	\$2,219,085
Private	
Alternative Loans	\$67,456
Total	\$67,456
Institutional	
Scholarship	\$2,240,329
Grant	\$250,781
Work Study	\$88,482
Total	\$2,579,592
GRAND TOTAL	\$6,785,586

H2. Number of enrolled students awarded aid: (Aid that is non-need-based but that was used to meet need should be counted as need-based aid.)

Enrolled Students Awarded Aid	First-Time Full-Time Freshmen	All Students (Including Freshmen)
a) Number of degree-seeking undergraduate students (CDS Item B1 if reporting on fall 2008 cohort)	222	785
b) Number of students in line a who applied for need-based financial aid	155	454
c) Number of students in line b who were determined to have financial need	93	308
d) Number of students in line c who were awarded any financial aid	93	308
e) Number of students in line d who were awarded any need-based scholarship or grant aid	93	304
f) Number of students in line d who were awarded any need-based self-help aid	66	251
g) Number of students in line d who were awarded any non-need-based scholarship or grant aid	24	65
h) Number of students in line d whose need was fully met (exclude PLUS loans, unsubsidized loans, and private alternative loans)	61	221
i) On average, the percentage of need that was met of students who were awarded any need-based aid. Exclude any aid that was awarded in excess of need as well as any resources that were awarded to replace EFC (PLUS loans, unsubsidized loans, and private alternative loans)	93%	95%
j) The average financial aid package of those in line d . Exclude any resources that were awarded to replace EFC (PLUS loans, unsubsidized loans, and private alternative loans)	\$12,587	\$12,911
k) Average need-based scholarship or grant award of those in line e	\$9,010	\$8,845
l) Average need-based self-help award (excluding PLUS loans, unsubsidized loans, and private alternative loans) of those in line f	\$3,671	\$4,438
m) Average need-based loan (excluding PLUS loans, unsubsidized loans, and private alternative loans) of those in line f who were awarded a need-based loan	\$2,908	\$3,494
<i>Note: 2007/2008 was the first year that the Department of Education increased federal loan limits for Freshmen & Sophomores (Freshmen = \$3,500, Sophomores = \$4,500).</i>		

H2a. Number of enrolled students awarded non-need-based scholarships and grants:

List the number of degree-seeking full-time and less-than-full-time undergraduates who had no financial need and who were awarded institutional non-need-based scholarship or grant aid. Numbers should reflect the cohort awarded the dollars reported in H1.

Note: In the chart below, students may be counted in more than one row, and full-time freshmen should also be counted as full-time undergraduates.

Non-Need-Based Scholarships and Grants	First-Time Full-Time Freshmen	All Students (Including Freshmen)
n) Number of students in line a who had no financial need and who were awarded institutional non-need-based scholarship or grant aid (exclude those who were awarded athletic awards and tuition benefits)	129	430
o) Average dollar amount of institutional non-need-based scholarship and grant aid awarded to students in line n	\$2,635	\$3,121
p) Number of students in line a who were awarded an institutional non-need-based athletic scholarship or grant	0	0
q) Average dollar amount of institutional non-need-based athletic scholarships and grants awarded to students in line p	0	0

H3. Incorporated into H1 above.**H4. Percentage of 2008 graduates who borrowed through loan programs:**

Provide the percentage of the class* who borrowed at any time through any loan programs (institutional, state, Federal Perkins, Federal Stafford Subsidized and Unsubsidized, private loans that were certified by your institution, etc.; exclude parent loans). Include both Federal Direct Student Loans and Federal Family Education Loans.	24%
---	-----

H4a. Percentage of 2008 graduates who borrowed through federal loan programs:

Provide the percentage of the class who borrowed at any time through any loan programs – Federal Perkins, Federal Stafford Subsidized and Unsubsidized. Include both Federal Direct Student Loans and Federal Family Education Loans. Note: exclude all institutional, state, private alternative loans and parent loans.*	24%
--	-----

H5. Average per-borrower cumulative indebtedness:

Report the average per-borrower cumulative undergraduate indebtedness of those in line H4.*	\$13,162
---	----------

H5a. Average indebtedness of 2008 graduates who borrowed through federal loan programs:

Report the average per-borrower cumulative undergraduate indebtedness through federal loan programs – Federal Perkins, Federal Stafford Subsidized and Unsubsidized. Include both Federal Direct Student Loans and Federal Family Education Loans*. These are listed in line H4a. Note: exclude all institutional, state, private alternative loans and exclude parent loans.	\$13,041
---	----------

Note: Applies to H4-H5a.

* Include: 2008 undergraduate class who graduated between July 1, 2007 and June 30, 2008 who started at your institution as first-time students and received a bachelor's degree between July 1, 2007 and June 30, 2008.

* only loans made to students who borrowed while enrolled at your institution.

* co-signed loans.

* Exclude:

* those who transferred in.

* money borrowed at other institutions.

Aid to Undergraduate Degree-Seeking Nonresident Aliens

H6. Indicate policy regarding financial aid for undergraduate degree-seeking nonresident aliens:

Institutional need-based financial aid is available	X
Institutional non-need-based financial aid is available	X
Institutional financial aid is not available	
If institutional financial aid is available for undergraduate degree-seeking nonresident aliens, provide the number of undergraduate degree-seeking nonresident aliens who received need-based or non-need-based aid:	3
Average dollar amount of institutional financial aid awarded to undergraduate degree-seeking nonresident aliens:	\$13,267
Total dollar amount of institutional financial aid awarded to all undergraduate degree-seeking nonresident aliens:	\$39,800
*Total dollar amount of financial aid from all sources awarded to all undergraduate degree-seeking nonresident aliens:	\$39,800
<i>Note: *This is an NCF customized fact book item.</i>	

Process for First-Year/Freshman Students

H7. Financial aid forms nonresident alien first-year financial aid applicants must submit:

Institution's own financial aid form	
CSS/Financial Aid PROFILE	
International Student's Financial Aid Application	
International Student's Certification of Finances	X
Other (specify):	

H8. Financial aid forms domestic first-year (freshman) financial aid applicants must submit:

FAFSA	X
Institution's own financial aid form	
CSS/Financial Aid PROFILE	
State aid form	
Non-custodial PROFILE	
Business/Farm Supplement	
Other (specify):	

H9. Filing dates for first-year (freshman) students:

Priority date for filing required financial aid forms:	February 15
Deadline for filing required financial aid forms:	
No deadline for filing required forms (applications processed on a rolling basis):	X

H10. Notification dates for first-year (freshman) students:

a) Students notified on or about (date):	March 15
b) Students notified on a rolling basis:	Yes
If yes, starting date:	October 1

H11. Reply dates:

Students must reply by (date):	May 1 (or within 4 weeks of notification)
--------------------------------	---

Types of Aid Available**H12. Loans:**

Federal Direct Student Loan Program (Direct Loan)	
Direct Subsidized Stafford Loans	
Direct Unsubsidized Stafford Loans	
Direct PLUS Loans	
Federal Family Education Loan Program (FFEL)	
FFEL Subsidized Stafford Loans	X
FFEL Unsubsidized Stafford Loans	X
FFEL PLUS Loans	X
Federal Perkins Loans	
Federal Nursing Loans	
State Loans	
College/university loans from institutional funds	
Other (specify): Alternative Loans	X

H13. Need-based scholarships and grants:

Federal Pell	X
SEOG	X
State scholarships/grants	X
Private scholarships	X
College/university scholarship or grant aid from institutional funds	X
United Negro College Fund	
Federal Nursing Scholarship	
Other (specify): Federal Academic Competitiveness Grant	X

H14. Criteria used in awarding institutional aid:

Criteria	Non-Need-Based	Need-Based
Academics	X	
Alumni affiliation		
Art		
Athletics		
Job skills		
ROTC		
Leadership		
Minority status		
Music/drama		
Religious affiliation		
State/district residency	X	

H15. Not applicable.

I. INSTRUCTIONAL FACULTY AND CLASS SIZE

11. Instructional faculty for fall 2008:

Instructional Faculty	Full-Time	Part-Time	Total
a) Total number of instructional faculty	73	15	88
b) Total number who are members of minority groups	11	1	12
c) Total number who are women	34	7	41
d) Total number who are men	39	8	47
e) Total number who are nonresident aliens (international)	3	0	3
f) Total number with doctorate, first professional, or other terminal degree	72	13	85
g) Total number whose highest degree is a master's but not a terminal master's	1	2	3
h) Total number whose highest degree is a bachelor's	0	0	0
i) Total number whose highest degree is unknown or other	0	0	0
j) Total number in stand-alone graduate/professional programs in which faculty teach virtually only graduate-level students	0	0	0

*11a. Additional characteristics of instructional faculty and teaching for fall 2008:

Number of tenured faculty*	47
Number of tenure track faculty*	20
Number in full-time visiting (non-tenure-earning) positions not replacing faculty on research leave	6
Number in adjunct ** faculty teaching courses during fall 2008	14
Number of administrative faculty who have tenure and teach part-time	1
Number of courses offered by full time faculty (tenured and non tenure-earning)	134
Number of full-time faculty who taught at least one course during fall 2008	65
Number of tenured faculty who taught at least one course during fall 2008	44
Number of students taking at least one tutorial or IRP during fall 2008	337
Number of courses per semester taught by adjunct faculty	15
Percent of regular faculty with earned doctorate or terminal degree in field	99%
Race and Ethnicity (full-time instructional faculty)	
Asian	3
White	59
Black	4
Hispanic	4
Non-Resident Alien	3

Note: * There is no distinction at New College between tenured and non-tenured faculty in number or level of courses taught.

** Adjunct faculty are instructors who temporarily replace faculty on research leave, or who teach specialized courses (e.g. theater, creative writing) to supplement the offerings of regular faculty. Alumnae/i Fellows occasionally teach in adjunct capacity.

***I1b. Full-time instructional faculty by tenure and rank status:**

Rank	Tenured	Tenure-Earning	Non-Tenure-Earning	Total
Professor	19	0	0	19
Associate Professor	28	0	0	28
Assistant Professor	0	20	5	25
Instructor	0	0	1	1
Total	47	20	6	73

I2. Student to faculty ratio: 10 to 1 (Based on 785 students and 78 faculty*)

Note: 73 full-time plus 1/3 of part-time faculty.

I3. Undergraduate class size (total 154 classes offered in fall 2008):

Class Size	CLASS SECTIONS		CLASS SUB-SECTIONS
	Number	Percent	
2 to 9 students enrolled	26	17%	*
10 to 19 students enrolled	76	49%	*
20 to 29 students enrolled	34	22%	*
30 to 39 students enrolled	11	7%	*
40 to 49 students enrolled	4	3%	*
50 to 99 students enrolled	3	2%	*
100+ students enrolled	0	0%	*
Total	154	100%	*

Average Class Size: 18

Data Source: New College Student Evaluation System benchmark of dataset November 18, 2008

Note: Class sections are organized courses meeting in a classroom or similar setting at stated time or times. Individual instruction such as tutorials and one-on-one classes, thesis research, music instruction, and tutoring are excluded. Subsections are any subsection of a course, such as a laboratory, recitation, and discussion subsection supplementary in nature and scheduled to meet separately from the lecture [seminar] portion of the course. Same exclusions apply as to class sections.

* New College instructors often establish class subsections, which may be discussion groups, project teams and practice/problem sessions to enhance classes. These arrangements between instructors and students are not tracked formally by the Registrar, but generally they are noted in published course descriptions.

Class Sizes:

Included in the course size headcount:

- 1) Any student who received an evaluation designation other than “dropped”.
- 2) Any student without an evaluation designation assigned.

J. DEGREES CONFERRED

J1. Degrees conferred between July 1, 2007 and June 30, 2008:

Program	Bachelor's Degrees	CIP 2000 Categories to Include
Agriculture	0%	1
Natural resources/environmental science	0%	3
Architecture	0%	4
Area and ethnic studies	0%	5
Communications/journalism	0%	9
Communication technologies	0%	10
Computer and information sciences	0%	11
Personal and culinary services	0%	12
Education	0%	13
Engineering	0%	14
Engineering technologies	0%	15
Foreign languages and literature	0%	16
Family and consumer sciences	0%	19
Law/legal studies	0%	22
English	0%	23
Liberal arts/general studies	100%	24
Library science	0%	25
Biological/life sciences	0%	26
Mathematics	0%	27
Military science and technologies	0%	29
Interdisciplinary studies	0%	30
Parks and recreation	0%	31
Philosophy and religious studies	0%	38
Theology and religious vocations	0%	39
Physical sciences	0%	40
Science technologies	0%	41
Psychology	0%	42
Security and protective services	0%	43
Public administration and social services	0%	44
Social sciences	0%	45
Construction trades	0%	46
Mechanic and repair technologies	0%	47
Precision production	0%	48
Transportation and materials moving	0%	49
Visual and performing arts	0%	50
Health professions and related sciences	0%	51
Business/marketing	0%	52
History	0%	54
Other	0%	
Total	100%	
<i>Note: * All New College of Florida degrees are awarded in CIP Code 24.0199</i>		

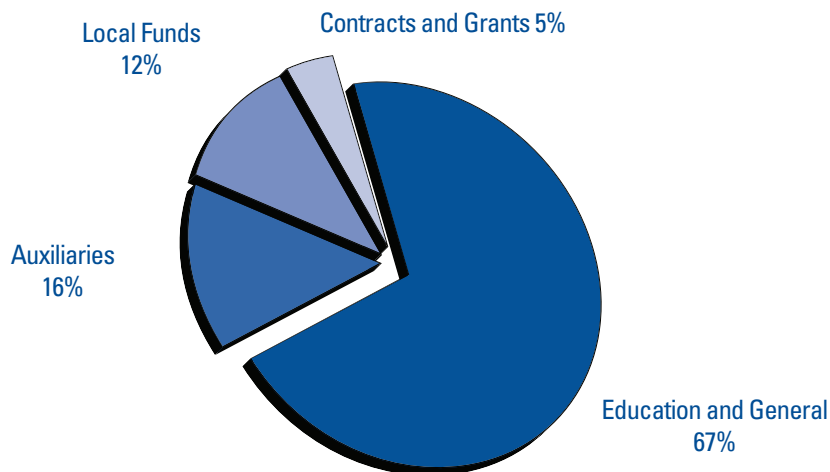
K. FISCAL RESOURCES

K1. 2008-2009 budgeted operating expenditures:

Budget Entity	Budgeted Amount	Percent
Education and General	\$21,480,483 *	67%
Contracts and Grants	\$1,527,302	5%
Auxiliary Enterprises	\$5,220,180	16%
Local Funds	\$3,846,496	12%
Total	\$32,074,461 *	100%

Data Source: NCF 2008-09 Operating Budget File Reports and E&G Budget Amendments.

Note: * The amended Education and General budgeted amount is different from the one submitted to the Florida State University System at the beginning of budget year, and is the result of subsequent budget amendments and adjustment of tuition revenues and waivers.



K2. 2006-2007 and 2007-2008 Education & General operating expenditures by program activities:

Program Activities	2006-2007 EXPENDITURE		2007-2008 EXPENDITURE	
	Amount	Percent	Amount	Percent
Administrative Direction & Support Services	\$4,772,080	24%	\$5,293,913	25%
Instruction and Research	\$7,712,175	40%	\$8,673,914	41%
Libraries*/Audio Visual	\$955,373	5%	\$1,100,593	5%
Physical Plant Management*	\$2,664,171	14%	\$2,847,229	13%
Student Services	\$3,299,238	17%	\$3,457,556	16%
Total	\$19,403,037	100%	\$21,373,205	100%

Data Source: NCF 2007-08 and 2008-09 Operating Budget File Reports.

Note: * Jane Bancroft Cook Library operations and Physical Plant operations provide support to both New College and USF Sarasota/Manatee. The values reported here represent NCF expenditures, exclusive of USF Sarasota/Manatee expenditures in support of these operations.

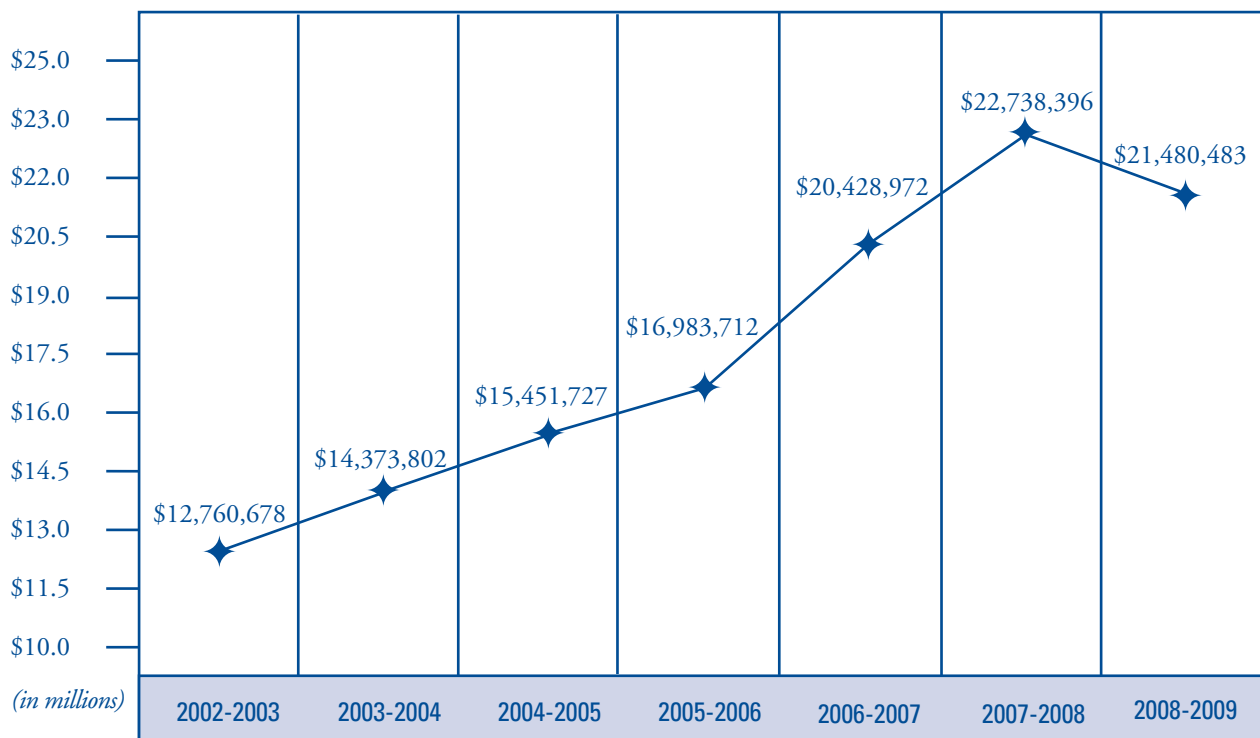
K3. Actual expenditures (in thousands) by fund 2004-2005 through 2008-2009:

Fund	Actual 2004-2005	Actual 2005-2006	Actual 2006-2007	Actual 2007-2008	Budget 2008-2009
Education & General	\$15,107	\$16,422	\$19,403	\$21,373	\$21,480
Contracts & Grants	\$1,317	\$1,556	\$1,164	\$1,148	\$1,527
Local Funds					
Student Activity	\$246	\$353	\$320	\$338	\$382
Concession Fund	\$8	\$10	\$9	\$11	\$12
Student Financial Aid	\$2,594	\$3,039	\$3,069	\$3,436	\$3,452
Auxiliary Enterprises	\$2,956	\$4,639	\$2,751	\$5,200	\$5,220
Grand Total	\$22,228	\$26,019	\$26,716	\$31,506	\$32,073
% Increase from Prior Year	12%	17%	3%	18%	2%

Data Source: NCF 2004-05 to 2008-09 Operating Budget File Reports and E&G Budget Amendments.

Note: * The amended Education and General appropriation is different from the one submitted to the Florida State University System at the beginning of budget year, and is the result of subsequent budget amendments and adjustment of tuition revenues and waivers.

K4. Education & General appropriation* from 2002-2003 to 2008-2009:



Data Source: NCF 2002-03 to 2008-09 Operating Budget File Reports and E&G Budget Amendments.

Note: * The amended Education and General appropriation is different from the one submitted to the Florida State University System at the beginning of budget year, and is the result of subsequent budget amendments and adjustment of tuition revenues and waivers.

L. PERSONNEL

L1. Full-time employees:

All Employees	Male	Female	Total
Executive/Administrative/Managerial	22	25	47
Instructional/Research/Public Service Faculty	43	34	77
Other Professionals	26	22	48
Technical/Para-professional	7	3	10
Clerical and Secretarial	5	21	26
Skilled Craft	11	1	12
Service/Maintenance	26	15	41
Total	140	121	261

Data Source: IPEDS, 2008 Fall Staff Survey, including all salaried employees with one full-time equivalent appointment.

L2. Part-time employees:

All Employees	Male	Female	Total
Executive/Administrative/Managerial	2	0	2
Instructional/Research/Public Service Faculty	5	7	12
Other Professionals	1	1	2
Technical/Para-professional	1	1	2
Clerical and Secretarial	0	1	1
Skilled Craft	0	0	0
Service/Maintenance	0	0	0
Total	9	10	19

Data Source: IPEDS, 2008 Fall Staff Survey, including adjunct faculty and salaried employees with less than one full-time equivalent appointment.

M. LIBRARY RESOURCES

M1. Library Statistics

Volumes held June 30, 2007	274,059
Volumes added 2007-2008	11,838
Volumes held June 30, 2007	285,897
Current serials received	953
Total microform units held June 30, 2008	540,234
E-books	165
Cartographic materials	603
Audio materials	4,951
Video materials	3,449
Library faculty FTE	8.5
Support staff	10
Number of library presentations to groups 2007-2008	163
Number of reference transactions 2007-2008	4,382
Number of circulations 2007-2008	29,757
Interlibrary loan lending 2007-2008	1,472
Interlibrary loan borrowing 2007-2008	5,118
Number of weekly public service hours	109

COMMON DATA SET DEFINITIONS

- **All definitions related to the financial aid section appear at the end of the Definitions document.**

- Items preceded by an asterisk (*) represent definitions agreed to among publishers which do not appear on the CDS document but may be present on individual publishers' surveys.

***Academic advisement:** Plan under which each student is assigned to a faculty member or a trained adviser, who, through regular meetings, helps the student plan and implement immediate and long-term academic and vocational goals.

Accelerated program: Completion of a college program of study in fewer than the usual number of years, most often by attending summer sessions and carrying extra courses during the regular academic term.

Admitted student: Applicant who is offered admission to a degree-granting program at your institution.

***Adult student services:** Admission assistance, support, orientation, and other services expressly for adults who have started college for the first time, or who are re-entering after a lapse of a few years.

American Indian or Alaska native: A person having origins in any of the original peoples of North America and who maintains cultural identification through tribal affiliation or community recognition.

Applicant (first-time, first year): An individual who has fulfilled the institution's requirements to be considered for admission (including payment or waiving of the application fee, if any) and who has been notified of one of the following actions: admission, nonadmission, placement on waiting list, or application withdrawn (by applicant or institution).

Application fee: That amount of money that an institution charges for processing a student's application for acceptance. This amount is not creditable toward tuition and required fees, nor is it refundable if the student is not admitted to the institution

Asian or Pacific Islander: A person having origins in any of the original peoples of the Far East, Southeast Asia, the Indian Subcontinent, or Pacific Islands. This includes people from China, Japan, Korea, the Philippine Islands, American Samoa, India, and Vietnam.

Associate degree: An award that normally requires at least two but less than four years of full-time equivalent college work.

Bachelor's degree: An award (baccalaureate or equivalent degree, as determined by the Secretary of the U.S. Department of Education) that normally requires at least four years but not more than five years of full-time equivalent college-level work. This includes ALL bachelor's degrees conferred in a five-year cooperative (work-study plan) program. (A cooperative plan provides for alternate class attendance and employment in business, industry, or government; thus, it allows students to combine actual work experience with their college studies.) Also, it includes bachelor's degrees in which the normal four years of work are completed in three years.

Black, non-Hispanic: A person having origins in any of the black racial groups of Africa (except those of Hispanic origin).

Board (charges): Assume average cost for 19 meals per week or the maximum meal plan.

Books and supplies (costs): Average cost of books and supplies. Do not include unusual costs for special groups of students (e.g., engineering or art majors), unless they constitute the majority of students at your institution

Calendar system: The method by which an institution structures most of its courses for the academic year.

Campus Ministry: Religious student organizations (denominational or nondenominational) devoted to fostering religious life on college campuses. May also refer to Campus Crusade for Christ, an interdenominational Christian organization.

***Career and placement services:** A range of services, including (often) the following: coordination of visits of employers to campus; aptitude and vocational testing; interest inventories, personal counseling; help in resume writing, interviewing, launching the job search; listings for those students desiring employment and those seeking permanent positions; establishment of a permanent reference folder; career resource materials.

Carnegie units: One year of study or the equivalent in a secondary school subject.

Certificate: See **Postsecondary award, certificate, or diploma.**

Class rank: The relative numerical position of a student in his or her graduating class, calculated by the high school on the basis of grade-point average, whether weighted or unweighted.

College-preparatory program: Courses in academic subjects (English, history and social studies, foreign languages, mathematics, science, and the arts) that stress preparation for college or university study.

Common Application: The standard application form distributed by the National Association of Secondary School Principals for a large number of private colleges who are members of the Common Application Group.

***Community service program:** Referral center for students wishing to perform volunteer work in the community or participate in volunteer activities coordinated by academic departments.

Commuter: A student who lives off campus in housing that is not owned by, operated by, or affiliated with the college. This category includes students who commute from home and students who have moved to the area to attend college.

Contact hour: A unit of measure that represents an hour of scheduled instruction given to students. Also referred to as clock hour.

Continuous basis (for program enrollment): A calendar system classification that is used by institutions that enroll students at any time during the academic year. For example, a cosmetology school or a word processing school might allow students to enroll and begin studies at various times, with no requirement that classes begin on a certain date.

Cooperative education program: A program that provides for alternate class attendance and employment in business, industry, or government.

Cooperative housing: College-owned, -operated, or -affiliated housing in which students share room and board expenses and participate in household chores to reduce living expenses.

***Counseling service:** Activities designed to assist students in making plans and decisions related to their education, career, or personal development.

Credit: Recognition of attendance or performance in an instructional activity (course or program) that can be applied by a recipient toward the requirements for a degree, diploma, certificate, or other formal award.

Credit course: A course that, if successfully completed, can be applied toward the number of courses required for achieving a degree, diploma, certificate, or other formal award.

Credit hour: A unit of measure representing an hour (50 minutes) of instruction over a 15-week period in a semester or trimester system or a 10-week period in a quarter system. It is applied toward the total number of hours needed for completing the requirements of a degree, diploma, certificate, or other formal award.

Cross-registration: A system whereby students enrolled at one institution may take courses at another institution without having to apply to the second institution.

Deferred admission: The practice of permitting admitted students to postpone enrollment, usually for a period of one academic term or one year.

Degree: An award conferred by a college, university, or other postsecondary education institution as official recognition for the successful completion of a program of studies.

Degree-seeking students: Students enrolled in courses for credit who are recognized by the institution as seeking a degree or formal award. At the undergraduate level, this is intended to include students enrolled in vocational or occupational programs.

Differs by program (calendar system): A calendar system classification that is used by institutions that have occupational/vocational programs of varying length. These schools may enroll students at specific times depending on the program desired. For example, a school might offer a two-month program in January, March, May, September, and November; and a three-month program in January, April, and October.

Diploma: See **Postsecondary award, certificate, or diploma.**

Distance learning: An option for earning course credit at off-campus locations via cable television, internet, satellite classes, videotapes, correspondence courses, or other means.

Doctoral degree: The highest award a student can earn for graduate study. The doctoral degree classification includes such degrees as Doctor of Education, Doctor of Juridical Science, Doctor of Public Health, and the Doctor of Philosophy degree in any field such as agronomy, food technology, education, engineering, public administration, ophthalmology, or radiology. For the Doctor of Public Health degree, the prior degree is generally earned in the closely related field of medicine or in sanitary engineering.

Double major: Program in which students may complete two undergraduate programs of study simultaneously.

Dual enrollment: A program through which high school students may enroll in college courses while still enrolled in high school. Students are not required to apply for admission to the college in order to participate.

Early action plan: An admission plan that allows students to apply and be notified of an admission decision well in advance of the regular notification dates. If admitted, the candidate is not committed to enroll; the student may reply to the offer under the college's regular reply policy.

Early admission: A policy under which students who have not completed high school are admitted and enroll full time in college, usually after completion of their junior year.

Early decision plan: A plan that permits students to apply and be notified of an admission decision (and financial aid offer if applicable) well in advance of the regular notification date. Applicants agree to accept an offer of admission and, if admitted, to withdraw their applications from other colleges. There are three possible decisions for early decision applicants: admitted, denied, or not admitted but forwarded for consideration with the regular applicant pool, without prejudice.

English as a Second Language (ESL): A course of study designed specifically for students whose native language is not English.

Exchange student program-domestic: Any arrangement between a student and a college that permits study for a semester or more at another college **in the United States** without extending the amount of time required for a degree. **See also Study abroad.**

External degree program: A program of study in which students earn credits toward a degree through independent study, college courses, proficiency examinations, and personal experience. External degree programs require minimal or no classroom attendance.

Extracurricular activities (as admission factor): Special consideration in the admissions process given for participation in both school and nonschool-related activities of interest to the college, such as clubs, hobbies, student government, athletics, performing arts, etc

First professional certificate (postdegree): An award that requires completion of an organized program of study designed for persons who have completed the first professional degree. Examples could be refresher courses or additional units of study in a specialty or subspecialty.

First professional degree: An award in one of the following fields: Chiropractic (DC, DCM), dentistry (DDS, DMD), medicine (MD), optometry (OD), osteopathic medicine (DO), rabbinical and Talmudic studies (MHL, Rav), Pharmacy (BPharm, PharmD), podiatry (PodD, DP, DPM), veterinary medicine (DVM), law (LLB, JD), divinity/ministry (BD, MDiv).

First-time student: A student attending any institution for the first time at the level enrolled. Includes students enrolled in the fall term who attended a postsecondary institution for the first time at the same level in the prior summer term. Also includes students who entered with advanced standing (college credit earned before graduation from high school).

First-time, first-year (freshman) student: A student attending any institution for the first time at the undergraduate level. Includes students enrolled in the fall term who attended college for the first time in the prior summer term. Also includes students who entered with advanced standing (college credits earned before graduation from high school).

First-year student: A student who has completed less than the equivalent of 1 full year of undergraduate work; that is, less than 30 semester hours (in a 120-hour degree program) or less than 900 contact hours.

Freshman: A first-year undergraduate student

***Freshman/new student orientation:** Orientation addressing the academic, social, emotional, and intellectual issues involved in beginning college. May be a few hours or a few days in length; at some colleges, there is a fee.

Full-time student (undergraduate): A student enrolled for 12 or more semester credits, 12 or more quarter credits, or 24 or more contact hours a week each term.

Geographical residence (as admission factor): Special consideration in the admission process given to students from a particular region, state, or country of residence.

Grade-point average (academic high school GPA): The sum of grade points a student has earned in secondary school divided by the number of courses taken. The most common system of assigning numbers to grades counts four points for an A, three points for a B, two points for a C, one point for a D, and no points for an E or F. Unweighted GPA's assign the same weight to each course. Weighting gives students additional points for their grades in advanced or honors courses.

Graduate student: A student who holds a bachelor's or first professional degree, or equivalent, and is taking courses at the post-baccalaureate level.

***Health services:** Free or low cost on-campus primary and preventive health care available to students.

High school diploma or recognized equivalent: A document certifying the successful completion of a prescribed secondary school program of studies, or the attainment of satisfactory scores on the Tests of General Educational Development (GED), or another state-specified examination.

Hispanic: A person of Mexican, Puerto Rican, Cuban, Central or South American, or other Spanish culture or origin, regardless of race.

Honors program: Any special program for very able students offering the opportunity for educational enrichment, independent study, acceleration, or some combination of these.

Independent study: Academic work chosen or designed by the student with the approval of the department concerned, under an instructor's supervision, and usually undertaken outside of the regular classroom structure.

In-state tuition: The tuition charged by institutions to those students who meet the state's or institution's residency requirements.

International student: See **Nonresident alien**.

International student group: Student groups that facilitate cultural dialogue, support a diverse campus, assist international students in acclimation and creating a social network.

Internship: Any short-term, supervised work experience usually related to a student's major field, for which the student earns academic credit. The work can be full- or part-time, on- or off-campus, paid or unpaid.

***Learning center:** Center offering assistance through tutors, workshops, computer programs, or audiovisual equipment in reading, writing, math, and skills such as taking notes, managing time, taking tests

***Legal services:** Free or low cost legal advice for a range of issues (personal and other).

Liberal arts/career combination: Program in which a student earns undergraduate degrees in two separate fields, one in a liberal arts major and the other in a professional or specialized major, whether on campus or through cross-registration.

Master's degree: An award that requires the successful completion of a program of study of at least the full-time equivalent of one but not more than two academic years of work beyond the bachelor's degree.

Minority affiliation (as admission factor): Special consideration in the admission process for members of designated racial/ethnic minority groups.

***Minority student center:** Center with programs, activities, and/or services intended to enhance the college experience of students of color.

Model United Nations: A simulation activity focusing on conflict resolution, globalization, and diplomacy. Assuming roles as foreign ambassadors and "delegates," students conduct research, engage in debate, draft resolutions, and may participate in a national Model UN conference.

Nonresident alien: A person who is not a citizen or national of the United States and who is in this country on a visa or temporary basis and does not have the right to remain indefinitely.

***On-campus day care:** Licensed day care for students' children (usually age 3 and up); usually for a fee.

Open admission: Admission policy under which virtually all secondary school graduates or students with GED equivalency diplomas are admitted without regard to academic record, test scores, or other qualifications.

Other expenses (costs): Include average costs for clothing, laundry, entertainment, medical (if not a required fee), and furnishings.

Out-of-state tuition: The tuition charged by institutions to those students who do not meet the institution's or state's residency requirements.

Part-time student (undergraduate): A student enrolled for fewer than 12 credits per semester or quarter, or fewer than 24 contact hours a week each term.

***Personal counseling:** One-on-one or group counseling with trained professionals for students who want to explore personal, educational, or vocational issues.

Post-baccalaureate certificate: An award that requires completion of an organized program of study requiring 18 credit hours beyond the bachelor's; designed for persons who have completed a baccalaureate degree but do not meet the requirements of academic degrees carrying the title of master.

Post-master's certificate: An award that requires completion of an organized program of study of 24 credit hours beyond the master's degree but does not meet the requirements of academic degrees at the doctoral level.

Postsecondary award, certificate, or diploma: Includes the following three IPEDS definitions for postsecondary awards, certificates, and diplomas of varying durations and credit/contact hour requirements—

Less Than 1 Academic Year: Requires completion of an organized program of study at the postsecondary level (below the baccalaureate degree) in less than 1 academic year (2 semesters or 3 quarters) or in less than 900 contact hours by a student enrolled full-time.

At Least 1 But Less Than 2 Academic Years: Requires completion of an organized program of study at the postsecondary level (below the baccalaureate degree) in at least 1 but less than 2 full-time equivalent academic years, or designed for completion in at least 30 but less than 60 credit hours, or in at least 900 but less than 1,800 contact hours.

At Least 2 But Less Than 4 Academic Years: Requires completion of an organized program of study at the postsecondary level (below the baccalaureate degree) in at least 2 but less than 4 full-time equivalent academic years, or designed for completion in at least 60 but less than 120 credit hours, or in at least 1,800 but less than 3,600 contact hours.

Private institution: An educational institution controlled by a private individual(s) or by a non-governmental agency, usually supported primarily by other than public funds, and operated by other than publicly elected or appointed officials.

Private for-profit institution: A private institution in which the individual(s) or agency in control receives compensation, other than wages, rent, or other expenses for the assumption of risk.

Private nonprofit institution: A private institution in which the individual(s) or agency in control receives no compensation, other than wages, rent, or other expenses for the assumption of risk. These include both independent nonprofit schools and those affiliated with a religious organization.

Proprietary institution: See **Private for-profit institution**.

Public institution: An educational institution whose programs and activities are operated by publicly elected or appointed school officials, and which is supported primarily by public funds.

Quarter calendar system: A calendar system in which the academic year consists of three sessions called quarters of about 12 weeks each. The range may be from 10 to 15 weeks. There may be an additional quarter in the summer.

Race/ethnicity: Category used to describe groups to which individuals belong, identify with, or belong in the eyes of the community. The categories do not denote scientific definitions of anthropological origins. A person may be counted in only one group.

Race/ethnicity unknown: Category used to classify students or employees whose race/ethnicity is not known and whom institutions are unable to place in one of the specified racial/ethnic categories.

Religious affiliation/commitment (as admission factor): Special consideration given in the admission process for affiliation with a certain church or faith/religion, commitment to a religious vocation, or observance of certain religious tenets/lifestyle.

***Religious counseling:** One-on-one or group counseling with trained professionals for students who want to explore religious problems or issues.

***Remedial services:** Instructional courses designed for students deficient in the general competencies necessary for a regular postsecondary curriculum and educational setting.

Required fees: Fixed sum charged to students for items not covered by tuition and required of such a large proportion of all students that the student who does NOT pay is the exception. Do not include application fees or optional fees such as lab fees or parking fees.

Resident alien or other eligible non-citizen: A person who is not a citizen or national of the United States and who has been admitted as a legal immigrant for the purpose of obtaining permanent resident alien status (and who holds either an alien registration card [Form I-551 or I-151], a Temporary Resident Card [Form I-688], or an Arrival-Departure Record [Form I-94] with a notation that conveys legal immigrant status, such as Section 207 Refugee, Section 208 Asylee, Conditional Entrant Parolee or Cuban-Haitian).

Room and board (charges) – on campus: Assume double occupancy in institutional housing and 19 meals per week (or maximum meal plan).

Secondary school record (as admission factor): Information maintained by the secondary school that may include such things as the student's high school transcript, class rank, GPA, and teacher and counselor recommendations.

Semester calendar system: A calendar system that consists of two semesters during the academic year with about 16 weeks for each semester of instruction. There may be an additional summer session.

Student-designed major: A program of study based on individual interests, designed with the assistance of an adviser.

Study abroad: Any arrangement by which a student completes part of the college program studying in another country. Can be at a campus abroad or through a cooperative agreement with some other U.S. college or an institution of another country.

***Summer session:** A summer session is shorter than a regular semester and not considered part of the academic year. It is not the third term of an institution operating on a trimester system or the fourth term of an institution operating on a quarter calendar system. The institution may have 2 or more sessions occurring in the summer months. Some schools, such as vocational and beauty schools, have year-round classes with no separate summer session.

Talent/ability (as admission factor): Special consideration given to students with demonstrated talent/abilities in areas of interest to the institution (e.g., sports, the arts, languages, etc.).

Teacher certification program: Program designed to prepare students to meet the requirements for certification as teachers in elementary, middle/junior high, and secondary schools.

Transfer applicant: An individual who has fulfilled the institution's requirements to be considered for admission (including payment or waiving of the application fee, if any) and who has previously attended another college or university and earned college-level credit.

Transfer student: A student entering the institution for the first time but known to have previously attended a postsecondary institution at the same level (e.g., undergraduate). The student may transfer with or without credit.

Transportation (costs): Assume two round trips to student's hometown per year for students in institutional housing or daily travel to and from your institution for commuter students.

Trimester calendar system: An academic year consisting of 3 terms of about 15 weeks each.

Tuition: Amount of money charged to students for instructional services. Tuition may be charged per term, per course, or per credit.

***Tutoring:** May range from one-on-one tutoring in specific subjects to tutoring in an area such as math, reading, or writing. Most tutors are college students; at some colleges, they are specially trained and certified.

Unit: a standard of measurement representing hours of academic instruction (e.g., semester credit, quarter credit, contact hour).

Undergraduate: A student enrolled in a four- or five-year bachelor's degree program, an associate degree program, or a vocational or technical program below the baccalaureate.

***Veteran's counseling:** Helps veterans and their dependents obtain benefits for their selected program and provides certifications to the Veteran's Administration. May also provide personal counseling on the transition from the military to a civilian life.

***Visually impaired:** Any person whose sight loss is not correctable and is sufficiently severe as to adversely affect educational performance.

Volunteer work (as admission factor): Special consideration given to students for activity done on a volunteer basis (e.g., tutoring, hospital care, working with the elderly or disabled) as a service to the community or the public in general.

Wait list: List of students who meet the admission requirements but will only be offered a place in the class if space becomes available.

Weekend college: A program that allows students to take a complete course of study and attend classes only on weekends.

White, non-Hispanic: A person having origins in any of the original peoples of Europe, North Africa, or the Middle East (except those of Hispanic origin).

***Women's center:** Center with programs, academic activities, and/or services intended to promote an understanding of the evolving roles of women.

Work experience (as admission factor): Special consideration given to students who have been employed prior to application, whether for relevance to major, demonstration of employment-related skills, or as explanation of student's academic and extracurricular record.

FINANCIAL AID DEFINITIONS

External scholarships and grants: Scholarships and grants received from outside (private) sources that students bring with them (e.g., Kiwanis, National Merit scholarships). The institution may process paperwork to receive the dollars, but it has no role in determining the recipient or the dollar amount awarded.

Financial aid applicant: Any applicant who submits **any one of** the institutionally required financial aid applications/forms, such as the FAFSA.

Financial need: As determined by your institution using the federal methodology and/or your institution's own standards.

Indebtedness: Aggregate dollar amount borrowed through any loan program (federal, state, subsidized, unsubsidized, private, etc.; excluding parent loans) while the student was enrolled at an institution. Student loans co-signed by a parent are assumed to be the responsibility of the student and **should** be included.

Institutional scholarships and grants: Endowed scholarships, annual gifts and tuition funded grants for which the institution determines the recipient.

Need-based aid: College-funded or college-administered award from institutional, state, federal, or other sources for which a student must have financial need to qualify. This includes both institutional and noninstitutional student aid (grants, jobs, and loans).

Need-based scholarship or grant aid: Scholarships and grants from institutional, state, federal, or other sources for which a student must have financial need to qualify.

Need-based self-help aid: Loans and jobs from institutional, state, federal, or other sources for which a student must demonstrate financial need to qualify.

Non-need-based scholarship or grant aid: Scholarships and grants, gifts, or merit-based aid from institutional, state, federal, or other sources (including unrestricted funds or gifts and endowment income) awarded solely on the basis of academic achievement, merit, or any other non-need-based reason. When reporting questions H1 and H2, non-need-based aid that is used to meet need should be counted as need-based aid.

Note: Suggested order of precedence for counting non-need money as need-based:

- Non-need institutional grants
- Non-need tuition waivers
- Non-need athletic awards
- Non-need federal grants
- Non-need state grants
- Non-need outside grants
- Non-need student loans
- Non-need parent loans
- Non-need work

Non-need-based self-help aid: Loans and jobs from institutional, state, or other sources for which a student need not demonstrate financial need to qualify.

Work study and employment: Federal and state work study aid, and any employment packaged by your institution in financial aid awards.



*For more information about
New College of Florida, visit our
website at www.ncf.edu.*

CONTACTS

Institutional Research & Assessment
941.487.4601

President's Office
941.487.4100

Provost's Office
941.487.4200

New College Foundation
941.487.4800

Student Affairs
941.487.4250

Admissions & Financial Aid
941.487.5000

Public Affairs & Marketing
941.487.4153



Founded in 1960, New College of Florida is a national leader in the arts and sciences and the state of Florida's designated liberal arts honors college. The 110-acre campus is located along Sarasota Bay on the grounds of the former Charles Ringling and Ralph Caples estates, approximately 50 miles south of Tampa.



New College
THE HONORS COLLEGE of Florida