

Fact Book

2005-2006



The New College of Florida Fact Book, 2005-2006 presents current information on enrollment, admission, financial aid, fiscal resources, and the academic program at the state honors college for the liberal arts and sciences. The Fact Book contains information and statistics on institutional enrollment, student characteristics, admissions policies, academic offerings, and annual expenses for in-state and out-of-state students, instructional faculty, and class size. This year, we also added fiscal resources and personnel sections to provide basic understanding about the college budget and employee information. The purpose of the book is to provide the college community with facts about New College, and can be used by those responsible for public presentations about New College, as well as those who require institutional data for reporting.

The backbone of the Fact Book follows the format and definitions established by the Common Data Set widely used by college guide publishers for gathering data on undergraduate education, particularly the year's fall entering class. By standardizing the definition of key terms, the Common Data Set helps assure that data will be comparable across institutions. Common Data Set definitions are included at the back of the Fact Book.

This book was prepared by the Office of Institutional Research with the data provided by all offices on campus. Sincere thanks to the many New College offices that contributed data to the Fact Book, 2005-2006, and to Clinton Donaldson, who provided tremendous effort in producing the volume. A special thanks also goes to the Office of Public Affairs for editing and publishing the print version. An electronic version of this fact book can be found online <http://www.ncf.edu/institutionalresearch/fact.html>.

Hui-Min Wen, Ph.D., Director, Institutional Research
Tel: (941) 359-4601* • Fax: (941) 359-4655* • E-mail: hwen@ncf.edu

** In Summer 2006, New College's local telephone prefix will change from "359" to "487."
Please visit our web site at www.ncf.edu for up-to-date telephone listings for all campus offices.*

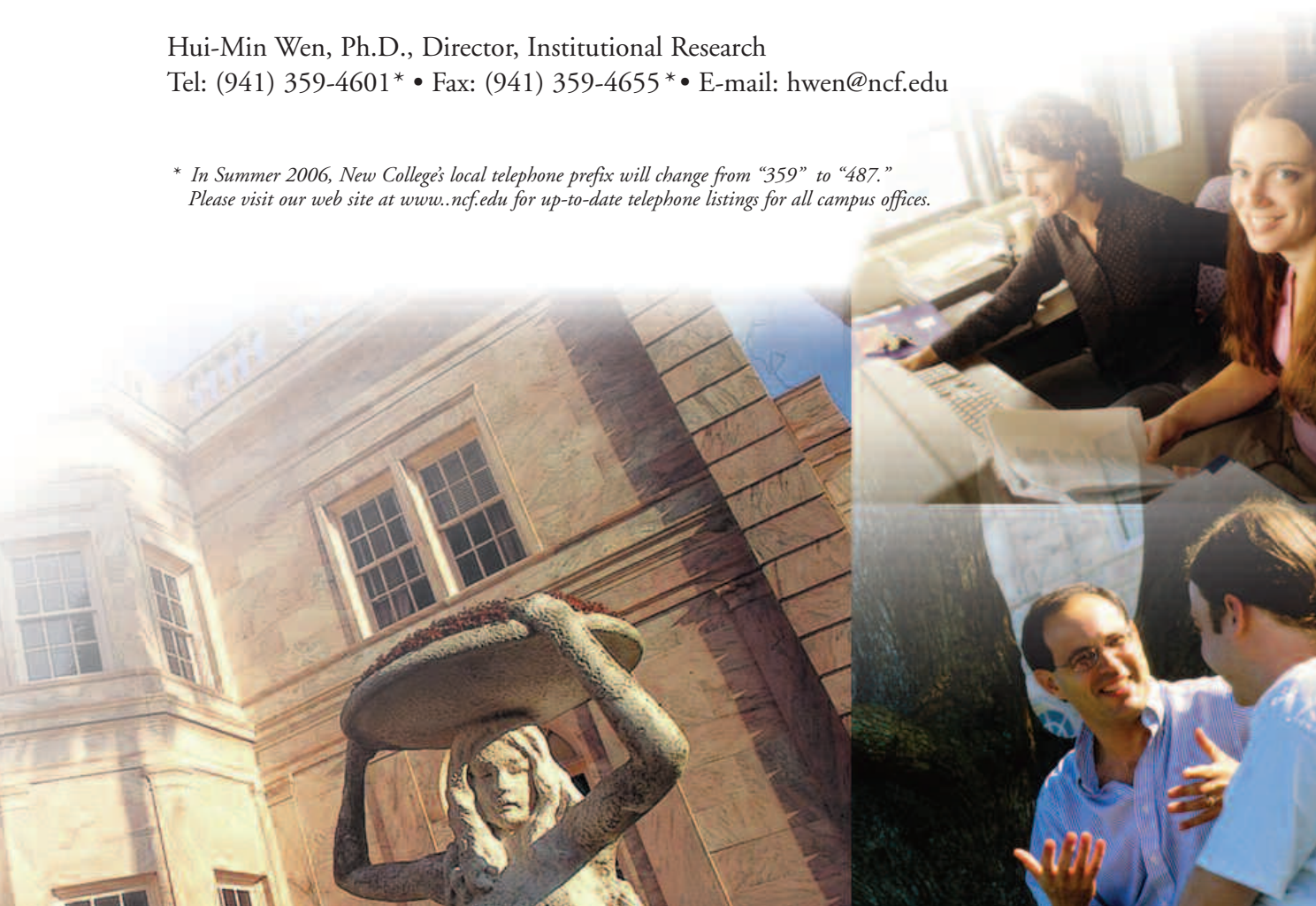


TABLE OF CONTENTS

PUBLISHED SOURCES ON NEW COLLEGE OF FLORIDA	1
ACCREDITATION	2
A. GENERAL INFORMATION	2
A1. ADDRESS INFORMATION	2
A2. SOURCE OF INSTITUTIONAL CONTROL	2
A3. CLASSIFICATION	2
*A3a. CARNEGIE CLASSIFICATION	2
A4. ACADEMIC YEAR CALENDAR	2
A5. DEGREE OFFERED	2
B. ENROLLMENT AND PERSISTENCE	3
B1. INSTITUTIONAL ENROLLMENT	3
*B1a. TOTAL TRANSFER STUDENTS	3
*B1b. FLORIDA RESIDENTS FOR TUITION PURPOSES	3
B2. ENROLLMENT BY RACIAL/ETHNIC CATEGORY	4
*B2a. STUDENTS BY AGE	4
*B2b. AVERAGE AGE OF STUDENTS	4
*B2c. ENROLLMENT BY U.S. COLLEGE BOARD REGION	4
*B2d. FOREIGN STUDENTS BY COUNTRY OF ORIGIN	5
B3. NUMBER OF BACHELOR'S DEGREES AWARDED FROM JULY 1, 2004 TO JUNE 30, 2005	5
B4-11. GRADUATION RATES	6
*B11a. NEW COLLEGE GRADUATES FOR A TEN-YEAR PERIOD	6
*B11b. NEW COLLEGE FIRST-TIME, FULL-TIME STUDENTS SIX-YEAR GRADUATION RATE	6
B22. PERCENT OF FALL 2004 ENTERING FTIC STUDENTS WHO ENROLLED IN FALL 2005	7
*B23a. ANNUAL STUDENT CREDIT HOURS 2001-2005	7
*B23b. ANNUAL FULL TIME EQUIVALENT ENROLLMENT 2001-2005	8
*B24. FALL TERM ENROLLMENT HEADCOUNTS 2001-2005	8
C. FIRST-TIME, FIRST-YEAR (FRESHMAN) ADMISSION	9
C1-2. <u>APPLICATIONS</u>	9
C1. FIRST-TIME, FIRST-YEAR (FRESHMAN) STUDENTS	9
C2. FRESHMAN WAIT-LISTED STUDENTS	9
C3-5. <u>ADMISSION REQUIREMENTS</u>	9
C3. HIGH SCHOOL COMPLETION REQUIREMENT	9
C4. GENERAL COLLEGE-PREPARATORY PROGRAM REQUIREMENTS FOR DEGREE-SEEKING STUDENTS	9
C5. DISTRIBUTION OF HIGH SCHOOL UNITS REQUIRED AND/OR RECOMMENDED	10
C6-7. <u>BASIS FOR SELECTION</u>	10
C6. BASIS FOR APPLICANT SELECTION	10
C7. RELATIVE IMPORTANCE OF ACADEMIC & NON-ACADEMIC FACTORS IN FIRST-TIME, FIRST-YEAR, DEGREE-SEEKING (FRESHMAN) STUDENTS ADMISSION DECISIONS	10
C8. ENTRANCE EXAMS	11

C8a.	USE OF ENTRANCE EXAMS IN ADMISSION DECISIONS FOR FTIC APPLICANTS	11
C8b.	USE OF ACT IN FIRST-TIME, FIRST-YEAR (FRESHMAN) STUDENTS ADMISSION DECISIONS	11
C8c.	USE OF SAT / ACT WRITING COMPONENT	11
C8d.	USE OF APPLICANTS' TEST SCORES FOR ACADEMIC ADVISING	11
C8e.	TEST SCORES SUBMISSION DEADLINES	11
C9-12.	<u>FRESHMAN PROFILE</u>	12
C9.	ENROLLED FIRST-TIME, FIRST-YEAR (FRESHMAN) STUDENTS' SAT/ACT TEST SCORES	12
C10	PERCENT OF ALL DEGREE-SEEKING, FIRST-TIME, FIRST-YEAR (FRESHMAN) STUDENT HIGH SCHOOL CLASS RANK	12
C11.	PERCENT OF ALL ENROLLED, DEGREE-SEEKING, FIRST-TIME, FIRST-YEAR STUDENT HIGH SCHOOL GRADE-POINT AVERAGES	13
C12.	AVERAGE HIGH SCHOOL GRADE-POINT AVERAGES	13
*C12a.	PERCENT OF FIRST-TIME, FIRST-YEAR (FRESHMAN) STUDENTS WITH SPECIALIZED HIGH SCHOOL COURSE OR CURRICULUM SELECTION	13
*C12b.	PERCENT OF FIRST-TIME, FIRST-YEAR (FRESHMAN) STUDENTS BY SECONDARY SCHOOL TYPES	13
C13-20.	<u>ADMISSION POLICIES</u>	14
C13.	APPLICATION FEE	14
C14.	APPLICATION CLOSING DATE	14
C15.	FIRST-TIME, FIRST-YEAR STUDENTS ACCEPTED FOR TERMS OTHER THAN THE FALL	14
C16.	NOTIFICATION TO APPLICANTS OF ADMISSION DECISION SENT	14
C17.	REPLY POLICY FOR ADMITTED APPLICANTS	14
C17a.	HOUSING DEPOSIT POLICIES	14
C18.	DEFERRED ADMISSION	14
C19.	EARLY ADMISSION OF HIGH SCHOOL STUDENTS	15
C20.	COMMON APPLICATION	15
C21-22.	<u>EARLY DECISION AND EARLY ACTION</u>	15
C21.	EARLY DECISION	15
C22.	EARLY ACTION	15
D.	TRANSFER ADMISSION	16
D1.	TRANSFER ADMISSION	16
D2.	NUMBER OF STUDENTS WHO APPLIED, WERE ADMITTED, AND ENROLLED AS DEGREE-SEEKING TRANSFER STUDENTS IN FALL 2005	16
*D2a.	ADVANCED STANDING OF FALL 2005 NEW ADMITS RECEIVING TRANSFER CREDIT	16
D3-9.	<u>APPLICATION FOR ADMISSION</u>	16
D3.	TERMS FOR WHICH TRANSFERS MAY ENROLL	16
D4.	MINIMUM NUMBER OF TRANSFER CREDITS REQUIREMENT	16
D5.	ITEMS REQUIRED OF TRANSFER STUDENTS TO APPLY FOR ADMISSION	16
D6.	MINIMUM HIGH SCHOOL GPA REQUIRED OF TRANSFER APPLICANTS	17
D7.	MINIMUM COLLEGE GPA REQUIRED OF TRANSFER APPLICANTS	17
D8.	OTHER APPLICATION REQUIREMENTS SPECIFIC TO TRANSFER APPLICANTS	17

D9.	APPLICATION PRIORITY, CLOSING, NOTIFICATION, AND CANDIDATE REPLY DATES FOR TRANSFER STUDENTS	17
D12-17.	<u>TRANSFER CREDIT POLICIES</u>	17
D12.	LOWEST GRADE EARNED FOR ANY COURSE THAT MAY BE TRANSFERRED FOR CREDIT	17
D13-14.	MAXIMUM NUMBER OF CREDITS OR COURSES THAT MAY BE TRANSFERRED FROM A TWO-YEAR OR FOUR-YEAR INSTITUTION	17
D16.	MINIMUM NUMBER OF CREDITS TRANSFERS MUST COMPLETE TO EARN A BACHELOR'S DEGREE	17
D17.	OTHER TRANSFER CREDIT POLICIES	18
E.	ACADEMIC OFFERINGS AND POLICIES	19
E1.	SPECIAL STUDY OPTIONS AVAILABLE	19
*E1a.	MAJORS (AREAS OF CONCENTRATION) OFFERED LEADING TO A BACHELOR'S DEGREE	19
E3.	AREAS IN WHICH STUDENTS ARE REQUIRED TO COMPLETE SOME COURSE WORK PRIOR TO GRADUATION	20
*E3a.	MAJORS WITH THE HIGHEST ENROLLMENT AMONG MAY 2005 GRADUATES	20
*E3b.	DISTRIBUTION OF MAY 2005 GRADUATES BY ACADEMIC DIVISION	20
*E3c.	PERCENT OF MAY 2005 GRADUATES WHO UNDERTOOK STUDY ABROAD FOR CREDIT TOWARD THEIR DEGREES	20
*E3d.	PERCENT OF MAY 2005 GRADUATES WHO UNDERTOOK OFF-CAMPUS STUDY FOR CREDIT TOWARD THEIR DEGREES	20
*E8a.	TOTAL ENDOWMENT	20
F.	STUDENT LIFE	21
F1.	PERCENTAGES OF FIRST-TIME, FIRST-YEAR STUDENTS AND ALL DEGREE-SEEKING UNDERGRADUATES ENROLLED IN FALL 2005 WHO FIT THE DIFFERENT CATEGORIES	21
F2.	ACTIVITIES OFFERED	21
F3.	ROTC PROGRAMS	22
F4.	HOUSING	22
G.	ANNUAL EXPENSES	22
G1.	UNDERGRADUATE FULL-TIME TUITION, REQUIRED FEES, ROOM AND BOARD FOR 2005-2006 ACADEMIC YEAR	22
G2.	NUMBER OF CREDITS PER TERM A STUDENT CAN TAKE FOR THE STATED FULL-TIME TUITION	22
G3.	DO TUITION AND FEES VARY BY YEAR OF STUDY	22
*G3a.	TUITION INCREASE FROM ACADEMIC YEAR 2004-2005 TO 2005-2006	23
G4.	TUITION AND FEES BY UNDERGRADUATE INSTRUCTIONAL PROGRAM	23
G5.	ESTIMATED EXPENSES FOR A TYPICAL FULL-TIME UNDERGRADUATE STUDENT 2005-2006	23
G6.	UNDERGRADUATE PER-CREDIT-HOUR CHARGES FOR 2005-2006	23
*G7.	ESTIMATED FULL-TIME TUITION INCLUDING REQUIRED FEE FOR ACADEMIC YEAR 2006-2007	23
*G8.	ESTIMATED EXPENSES FOR A TYPICAL FULL-TIME UNDERGRADUATE STUDENT FOR 2006-2007	23

H.	FINANCIAL AID	24
H1-5.	<u>AID AWARDED TO ENROLLED UNDERGRADUATES</u>	24
H1.	ESTIMATED AID AWARDED TO DEGREE-SEEKING STUDENTS	24
H2.	NUMBER OF ENROLLED STUDENTS AWARDED AID	25
H2a.	NUMBER OF ENROLLED STUDENTS AWARDED NON-NEED-BASED SCHOLARSHIPS AND GRANTS	26
H4.	PERCENTAGE OF 2005 GRADUATES WHO BORROWED THROUGH LOAN PROGRAMS	26
H5.	AVERAGE INDEBTEDNESS OF 2005 GRADUATES WHO BORROWED THROUGH LOAN PROGRAMS	26
H6.	<u>AID TO UNDERGRADUATE DEGREE-SEEKING NONRESIDENT ALIENS</u>	26
H6.	POLICY REGARDING FINANCIAL AID FOR DEGREE-SEEKING NONRESIDENT ALIENS	26
H7-11.	<u>PROCESS FOR FIRST-YEAR/FRESHMAN STUDENTS</u>	27
H7.	FINANCIAL AID FORMS NONRESIDENT ALIEN FIRST-YEAR FINANCIAL AID APPLICANTS MUST SUBMIT	27
H8.	FINANCIAL AID FORMS DOMESTIC FIRST-YEAR FINANCIAL AID APPLICANTS MUST SUBMIT	27
H9.	FILING DATES FOR FIRST-YEAR (FRESHMAN) STUDENTS	27
H10.	NOTIFICATION DATES FOR FIRST-YEAR (FRESHMAN) STUDENTS	27
H11.	REPLY DATES	27
H12-14.	<u>TYPES OF AID AVAILABLE</u>	28
H12.	LOANS	28
H13.	NEED-BASED SCHOLARSHIPS AND GRANTS	
H14.	CRITERIA USED IN AWARDING INSTITUTIONAL AID	28
I.	INSTRUCTIONAL FACULTY AND CLASS SIZE	29
I1.	INSTRUCTIONAL FACULTY FOR FALL 2005	29
*I1a.	ADDITIONAL CHARACTERISTICS OF INSTRUCTIONAL FACULTY AND TEACHING FOR FALL 2005	29
*I1b.	FULL-TIME FACULTY BY TENURE AND RANK STATUS	30
I2.	STUDENT TO FACULTY RATIO	30
I3.	UNDERGRADUATE CLASS SIZE	30
J.	DEGREES CONFERRED	31
J1.	DEGREES CONFERRED BETWEEN JULY 1, 2004 AND JUNE 30, 2005	31
K.	FISCAL RESOURCES	32
K1.	2005-2006 BUDGETED OPERATING EXPENDITURES	32
K2.	2003-2004 AND 2004-2005 EDUCATION & GENERAL OPERATING EXPENDITURES BY PROGRAM ACTIVITIES	32
K3.	ACTUAL EXPENDITURES (IN THOUSANDS) BY FUND 2001-2002 THROUGH 2005-2006	33
K4.	EDUCATION & GENERAL APPROPRIATION FROM 2001-2002 TO 2005-2006	33
L.	PERSONNEL	34
L1.	FULL-TIME EMPLOYEES	34
L2.	PART-TIME EMPLOYEES	34
	COMMON DATA SET DEFINITIONS	35

PUBLISHED SOURCES ON NEW COLLEGE OF FLORIDA

For Illustrated Descriptions of the College:

New College "Viewbook"

Office of New College Admissions

Robertson Hall (941-359-4269) *

Additional descriptive materials about New College are available from Admissions.

Academic program and graduation requirements, descriptions of areas of concentration (majors), academic regulations, faculty and staff, other institutional information:

General Catalog

Published on the web at www.ncf.edu/catalog

Click on General Catalog (under Useful Links)

Office of the Academic Vice President and Provost

Cook Hall (941-359-4320) *

Course offerings (current):

Course Descriptions and Class Schedule (by semester)

On the web: <http://www.ncf.edu/Registrar/Schedule/schedule.html>

Also: Office of the Registrar

Palmer Building D (941-359-4230) *

Alumnae/i activities:

New College Nimbus (newsletter)

On the web: www.newcollege.org

New College Alumnae/i Association

The Keating Center (941-359-4673) *

New College Foundation, Inc.:

Annual Report, News Briefs

New College Foundation, Inc.

The Keating Center (941-359-4419) *

Student life:

A New College of Florida Student Handbook

Published on the web: <http://www.ncf.edu/StudentAffairs/handbook/handbk.html>

Office of Student Affairs

Hamilton Classrooms 001 (941-359-4250) *

Student publications:

The Catalyst

The Catalyst is organized as an academic tutorial under faculty sponsorship and is funded by the New College Student Alliance.

Hamilton Center, Box 75

On the web at <http://studentweb.ncf.edu/catalyst>

Feature articles on New College past and present:

New College Magazine (annual magazine)

Office of Public Affairs

Robertson Hall Annex (941-359-4312) *

Current news and listing of activities on campus:

Four Winds e-Newsletter (monthly e-newsletter)

Office of Public Affairs

Robertson Hall Annex (941-359-4312) *

To subscribe, email JHartvigsen@ncf.edu

* In Summer 2006, New College's local telephone prefix will change from "359" to "487."

Please visit our web site at www.ncf.edu for up-to-date telephone listings for all campus offices.

ACCREDITATION

New College of Florida is accredited by the Commission on Colleges of the Southern Association of Colleges and Schools (1866 Southern Lane, Decatur, Georgia 30033-4097; Telephone number 404-679-4501) to award the Bachelor of Arts degree.

A. GENERAL INFORMATION

A1 Address information:

New College of Florida

5800 Bay Shore Road

Sarasota, FL 34243

Main phone: 941-359-4700 *

New College Web Site: <http://www.ncf.edu>. On-line application available.

Admissions: 941-359-4269 *. Fax: 941-359-4435 *. E-mail: admissions@ncf.edu

Administrative Offices: 941-359-4310 *; FAX: 941-359-4655 *

Registrar: 941-359-4230 *. E-mail: records@ncf.edu

Apply Online: <http://www.ncf.edu/Admissions>

** In Summer 2006, New College's local telephone prefix will change from "359" to "487."
Please visit our web site at www.ncf.edu for up-to-date telephone listings for all campus offices.*

A2. Source of institutional control: Public.

A3. Classification: Residential, coeducational liberal arts college.

***A3a. Carnegie classification:** New College is classified by the Carnegie Foundation for the Advancement of Teaching as a Baccalaureate Liberal Arts (BA/LA) institution.

A4. Academic year calendar: 4 - 1 - 4.

A5. Degree offered: Bachelor of Arts.

B. ENROLLMENT AND PERSISTENCE

B1. Institutional enrollment:

	FULL-TIME*		PART-TIME	
	Men	Women	Men	Women
Undergraduates				
Degree-seeking, first-time freshmen	84	134	0	0
Other first-year, degree-seeking	11	17	0	0
All other degree-seeking	204	311	0	0
Total degree-seeking	299	462	0	0
All other undergraduates enrolled in credit courses	0	0	0	0
<i>Total undergraduates</i>	299	462	0	0
First-Professional				
First-time, first-professional students	0	0	0	0
All other first-professionals	0	0	0	0
<i>Total first-professional</i>	0	0	0	0
Graduate				
Degree-seeking, first-time	0	0	0	0
All other degree-seeking	0	0	0	0
All other graduates enrolled in credit courses	0	0	0	0
Total graduate	0	0	0	0
Total all undergraduates				761
Total all graduate and professional students				0
GRAND TOTAL ALL STUDENTS				761

Note: *All New College students are considered to be enrolled full-time.

B1a. Total transfer students: 142 (19% of total undergraduates)

B1b. Florida residents for tuition purposes:

Residency	Number	Percent
Florida	630	83%
Non-Florida	131	17%

B2. Enrollment by racial/ethnic category:

Racial/Ethnic category	Degree-Seeking First-Time First Year		Degree-Seeking Undergraduates (includes first-time first-year)		Total Undergraduates (both degree-and non-degree-seeking)	
	Number	Percent	Number	Percent	Number	Percent
Nonresident aliens	3	1.4%	15	2.0%	15	2.0%
Black, non-Hispanic	3	1.4%	12	1.6%	12	1.6%
American Indian or Alaskan Native	2	0.9%	3	0.4%	3	0.4%
Asian or Pacific Islander	6	2.8%	21	2.8%	21	2.8%
Hispanic	21	9.6%	72	9.5%	72	9.5%
White, non-Hispanic	181	83.0%	630	82.8%	630	82.8%
Race/ethnicity unknown	2	0.9%	8	1.1%	8	1.1%
TOTAL	218	100.0%	761	100.0%	761	100.0%

B2a. Students by age:

Age group	First-Year	All students	% of all students
<16	0	0	0.0%
16-21	218	603	79.2%
22-24	0	122	16.0%
25-29	0	24	3.2%
30-34	0	8	1.1%
35-39	0	2	0.3%
40-49	0	2	0.3%
>50	0	0	0.0%

B2b. Average age of students:

First-time, first-year, (freshman) students	All students
18.3	20.4

B2c. Enrollment by U.S. College Board region*:

U.S. college board region	First-time, first-year students	% of first time students	all students	% of all students
New England (Northeast)—ME, VT, NH, MA, CT, RI	9	4%	19	2%
Middle States (Middle Atlantic)—NY, PA, NJ, DE, MD, DC	9	4%	51	7%
South minus FL – AL, GA, KY, LA, MS, NC, SC, TN, VA	14	6%	48	6%
Florida	164	75%	563	74%
Midwest—MI, OH, WV, IN, IL, WI, MN, IA, MO, KS, NE, SD, ND	5	2%	24	3%
Southwest—TX, NM, OK, AR	4	2%	7	1%
West—MT, ID, WY, WA, OR, CA, NV, UT, CO, AZ, HI, AK	10	5%	23	3%
Non-US	3	1%	26	3%
Total	218	100%	761	100%

New College of Florida represents students from 41 different states (Including DC)

B2d. Foreign students by country of origin*:

Country of origin	First-time, first-year students	All students
Argentina		1
Bolivia		1
Bosnia and Herzegovina		1
Brazil		1
Bulgaria	1	2
Canada	1	4
China		1
Colombia	1	2
Ecuador		1
El Salvador		1
France	1	1
Ghana	1	1
Hungary		1
Indonesia		1
Japan		1
Macedonia		1
Mexico	1	2
Netherlands Antilles		1
Peru	1	2
Puerto Rico	2	2
Rumania	1	1
Slovakia		1
South Africa		1
Suriname		1
Ukraine		1
United Kingdom		1
Venezuela		1
Yugoslavia	1	1
Total international students	11	36
Total number of countries	10	28
International students as percent of student body	5%	5%

Note: * Include students who have permanent residency or different types of visa.

B3. Number of bachelor's degrees awarded from July 1, 2004 to June 30, 2005: 125

Graduation Rates

B4.	Initial 1999 cohort of first-time, full-time bachelor's (or equivalent) degree-seeking undergraduate students; total all students:	129
B5.	Of the initial 1999 cohort, how many did not persist and did not graduate for the following reasons: death, permanent disability, service in the armed forces, foreign aid service of the federal government, or official church missions; total allowable exclusions:	0
B6.	Final 1999 cohort, after adjusting for allowable exclusions: (subtract question B5 from question B4)	129
B7.	Of the initial 1999 cohort, how many completed the program in four years or less (by August 31, 2003):	73
B8.	Of the initial 1999 cohort, how many completed the program in more than four years but in five years or less (after August 31, 2003 and by August 31, 2004):	13
B9.	Of the initial 1999 cohort, how many completed the program in more than five years but in six years or less (after August 31, 2004 and by August 31, 2005):	3
B10.	Total graduating within six years (sum of questions B7, B8, and B9):	89
B11.	Six-year graduation rate for 1999 cohort (question B10 divided by question B6):	69%

B11a. New College graduates for a ten-year period (includes transfers and spring admissions) by year of entry:

Entry year	Number of cohort	Number graduated	Percent graduated
1994-95	192	129	67%
1995-96	188	122	65%
1996-97	185	137	74%
1997-98	192	140	73%
1998-99	197	130	66%
1999-00	184	122	66%
2000-01	225	155	69%
2001-02	207	99	48%
2002-03	212	19	9%
2003-04	222	1	1%

B11b. New College first-time, full-time students six-year graduation rate:

Cohort year	Total FTICs admitted	Number FTICs graduated within 6 years	Percent FTICs graduated within 6 year
1992	149	79	53%
1993	136	91	67%
1994	120	79	66%
1995	141	85	60%
1996	143	103	72%
1997	145	108	74%
1998	137	89	65%
1999	129	89	69%

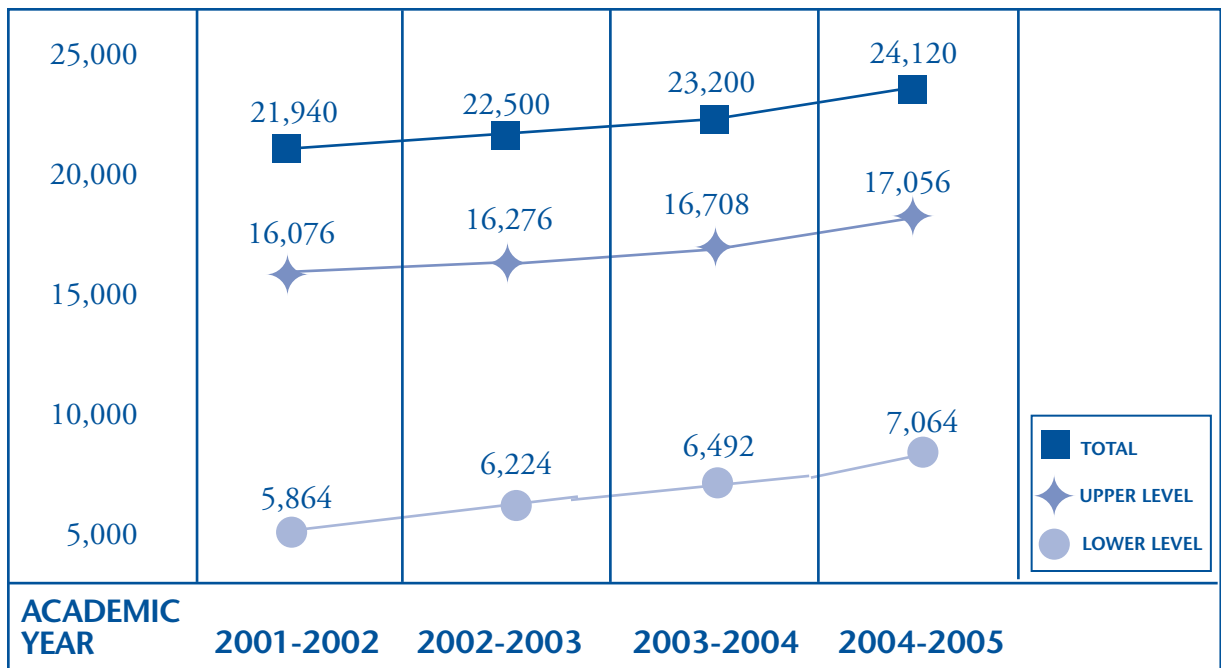
B12.-21. Not applicable

B22. Percent of Fall 2004 entering first-time bachelor's degree-seeking undergraduate students who enrolled in Fall 2005: 84%

*B23a. Annual student credit hours 2001-2005:

Term	State fundable Student credit Hours			Non-state fundable Student credit Hours			Total Student credit Hours		
	Lower Level	Upper Level	Total	Lower Level	Upper Level	Total	Lower Level	Upper Level	Total
Academic Year 2004-2005									
Fall 2004	4,096	9,184	13,280	0	56	56	4,096	9,240	13,336
Spring 2005	2,968	7,784	10,752	0	32	32	2,968	7,816	10,784
Total	7,064	16,968	24,032	0	88	88	7,064	17,056	24,120
Academic Year 2003-2004									
Fall 2003	3,720	9,024	12,744	92	44	136	3,812	9,068	12,880
Spring 2004	2,632	7,624	10,256	48	16	64	2,680	7,640	10,320
Total	6,352	16,648	23,000	140	60	200	6,492	16,708	23,200
Academic Year 2002-2003									
Fall 2002	3,684	8,788	12,472	0	20	20	3,684	8,808	12,492
Spring 2003	2,540	7,452	9,992	0	16	16	2,540	7,468	10,008
Total	6,224	16,240	22,464	0	36	36	6,224	16,276	22,500
Academic Year 2001-2002									
Fall 2001	3,516	8,748	12,264	0	0	0	3,516	8,748	12,264
Spring 2002	2,348	7,328	9,676	0	0	0	2,348	7,328	9,676
Total	5,864	16,076	21,940	0	0	0	5,864	16,076	21,940

TOTAL ANNUAL STUDENT CREDIT HOURS

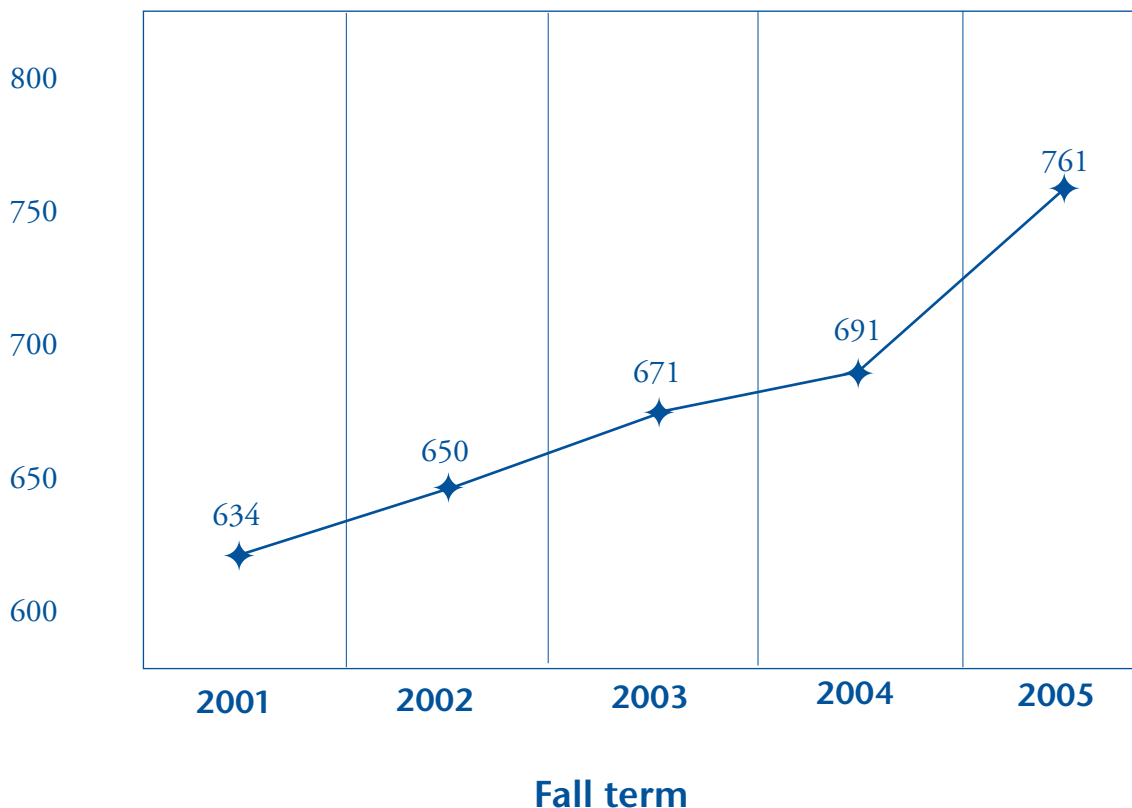


***B23b. Annual full-time equivalent enrollment 2001-2005 (FTE):**

Academic Year	State fundable FTE enrollment			Non-state fundable FTE enrollment			Total FTE enrollment		
	Lower Level	Upper Level	Total	Lower Level	Upper Level	Total	Lower Level	Upper Level	Total
2004-2005	177	424	601	0	2	2	177	426	603
2003-2004	159	416	575	4	2	5	162	418	580
2002-2003	156	406	562	0	1	1	156	407	563
2001-2002	147	402	549	0	0	0	147	402	549

Note: * 1 annual FTE = 40 student credit hours (Florida State University System FTE calculation method).

***B24. Fall term enrollment headcounts 2001-2005:**



C. FIRST-TIME, FIRST-YEAR (FRESHMAN) ADMISSION

C1. First-time, first-year (freshman) students:

Total first-time, first-year (freshman) men who applied	250
Total first-time, first-year (freshman) women who applied	434
Total first-time, first-year (freshman) students who applied	684
Total first-time, first-year (freshman) men who were admitted	145
Total first-time, first-year (freshman) women who were admitted	263
Total first-time, first-year (freshman) students who were admitted	408
Total full-time, first-time, first-year (freshman) men who enrolled	84
Total part-time, first-time, first-year (freshman) men who enrolled	0
Total full-time, first-time, first-year (freshman) women who enrolled	134
Total part-time, first-time, first-year (freshman) women who enrolled	0
Total full-time, first-time, first-year (freshman) students who enrolled	218
Total part-time, first-time, first-year (freshman) students who enrolled	0

C2. Freshman wait-listed students (students who met admission requirements but whose final admission was contingent on space availability):

Freshman wait-listed students	Yes	No
Do you have a policy of placing students on a waiting list?	X	
If yes, please answer the questions below for fall 2004 admissions:		
Number of qualified applicants offered a place on waiting list	19	
Number accepting a place on the waiting list	18	
Number of wait-listed students admitted	0	
Is your waiting list Ranked?		X
If yes, do you release that information to students?		
Do you release that information to school counselors?		

Admission Requirements

C3. High school completion requirement:

High school diploma is required and GED is accepted	X
High school diploma is required and GED is not accepted	
High school diploma or equivalent is not required	

C4. General college-preparatory program requirement for degree-seeking students:

Required	X
Recommended	
Neither required nor recommended	

C5. Distribution of high school units required and/or recommended:

Academic units	Units required	Units recommended
Total academic units	18	20
English	4	4
Mathematics	3	3 or more
Science	3	3 or more
Of above science units, how many must be lab	2	2 or more
Foreign language	2	2 or more
Social studies	3	3 or more
History	Included in Social Studies	
Academic electives	3	5
Other		

Basis for Selection

C6. Basis for applicant selection:

Open admission policy for all students	N/A
Open admission policy for most students, but selective admission for out-of-state students	N/A
Open admission policy for most students, but selective admission to some programs	N/A
No open admission. Selective admission for all students.	Yes

C7. Relative importance of academic and non-academic factors in first-time, first-year, degree-seeking (freshman) students admission decisions:

Academic and non-academic factor	Very Important	Important	Considered	Not Considered
Academic factor				
Rigor of Secondary school record	X			
Class rank			X	
Academic GPA	X			
Standardized test scores	X			
Application Essay	X			
Recommendation(s)			X	
Nonacademic factor				
Interview			X	
Extracurricular activities			X	
Talent/ability			X	
Character/personal qualities			X	
First generation				X
Alumni/ae relation			X	
Geographical residence			X	
State residency			X	
Religious affiliation/commitment				X
Racial/Ethnic status				X
Volunteer work			X	
Work experience			X	
Level of applicant's interest				X

C8. Entrance exams

C8a. Use of entrance exams in admission decisions for first-time, first-year, degree seeking applicants:

Use of SAT, ACT, or SAT subject test scores	Yes	No
Does New College make use of SAT, ACT, or SAT Subject Test scores in admission decisions for first-time, first-year, degree-seeking applicants?	X	

If yes, place check marks in the appropriate boxes below to reflect New College policies for use in admission for Fall 2007.

SAT and ACT tests	Required	Recommend	Require for Some	Consider If Submitted	Not Used
SAT or ACT	X				
ACT Only				X	
SAT Only				X	
SAT and SAT Subject Tests				X	
SAT and SAT Subject Tests or ACT				X	
SAT Subject Tests				X	

C8b. If using the ACT in admission decisions for first-time, first-year, degree-seeking applicants for Fall 2007, please indicate which ONE of the following applies:

ACT with Writing component required	
ACT without Writing component recommended	
ACT with or without Writing component accepted	X

C8c. Please indicate how New College will use the SAT or ACT writing component; check all that apply:

For admission	
For placement	
For advising	
In place of an application essay	
As a validity check on the application essay	
No college policy as of now	X

C8d. Use of applicants' test scores for academic advising

Use of applicants' test scores for academic advising	Yes	No
Does New College use applicants' test scores for academic advising?		X

C8e. Test scores submission deadlines:

Latest date by which SAT or ACT scores must be received for fall-term admission	May 1, 2006
Date by which SAT Subject Test scores must be received for fall-term admission	N/A

Freshman Profile

C9. Enrolled first-time, first-year (freshman) students' SAT/ACT test scores:

Percent and number of first-time, first-year (freshman) students enrolled in fall 2005 who submitted national standardized (SAT/ACT) test scores (for all enrolled, degree-seeking, first-time, first-year (freshman) students who submitted test scores).

Percent submitting SAT scores	95%	Number submitting SAT scores	208
Percent submitting ACT scores	44%	Number submitting ACT scores	95

First-time freshman test scores

Test	25th Percentile	75th Percentile	Average
SAT I Verbal	630	720	680
SAT I Math	580	670	627
ACT Composite	25	29	27
ACT English	26	31	28
ACT Math	24	27	26

Percent of first-time, first-year (freshman) students with scores in each range:

Score	SAT I Verbal	SAT I Math
700-800	41%	17%
600-699	50%	50%
500-599	9%	30%
400-499	0%	2%
300-399	0%	0%
200-299	0%	0%

Score	ACT Composite	ACT English	ACT Math
30-36	24%	36%	11%
24-29	61%	50%	67%
18-23	15%	12%	19%
12-17	0	2%	3%
6-11	0	0	0
Below 6	0	0	0

C10. Percent of all degree-seeking, first-time, first-year (freshman) students who had high school class rank within each of the following ranges (information for those students who submitted high school rank information):

Percent in top tenth of high school graduating class	44%
Percent in top quarter of high school graduating class	80%
Percent in top half of high school graduating class	97%
Percent in bottom half of high school graduating class	3%
Percent in bottom quarter of high school graduating class	1%
Percent of total first-time freshmen who submitted high school class rank	84%

C11. Percent of all enrolled, degree-seeking, first-time, first-year students who had high school grade-point averages within each of the following ranges, on 4.0 scale (New College Weighted High School GPA):

Percent who had GPA of 3.75 and higher	73%
Percent who had GPA between 3.50 and 3.74	15%
Percent who had GPA between 3.25 and 3.49	8%
Percent who had GPA between 3.00 and 3.24	3%
Percent who had GPA between 2.50 and 2.99	0%
Percent who had GPA between 2.0 and 2.49	0%
Percent who had GPA between 1.0 and 1.99	0%
Percent who had GPA below 1.0	0%

C12. Average high school grade-point averages:

Average high school GPA of all degree-seeking, first-time, first year (freshman) students who submitted GPA:	3.96
Percent of total first-time, first-year (freshman) students who submitted high school GPA:	100%

***C12a. Percent of first-time, first-year (freshman) students with specialized high school course or curriculum selection:**

Honors	4%
Advanced Placement	77%
International Baccalaureate programs, offered as an option by selected high schools worldwide, with standardized, enhanced curriculum and international examinations	15%
Member schools of the National Consortium of Specialized Secondary Schools of Mathematics, Science and Technology	1%

***C12b. Percent of first-time, first-year (freshman) students by secondary school type:**

Secondary school type	Number	Percent
Public schools	191	88%
Private schools	13	6%
Parochial schools	12	6%
Home Schooled	1	0%
GED	0	0%
International	1	0%
TOTAL	218	100%

Admission Policies

C13. Application fee:

Does your institution have an application fee?	Yes
Amount of application fee:	\$30.00
Can it be waived for applicants with financial need?	Yes
Please indicate the application fee policy for students who apply on-line:	
Same fee	
Free	X
Reduced	
Can on-line application fee be waived for applicants with financial need?	Yes

C14. Application closing date:

Does your institution have an application closing date?	Yes
Application closing date (fall):	May 1
Priority date:	February 1

C15. First-time, first-year students accepted for terms other than the fall?

	Yes	No
	X	

C16. Notification to applicants of admission decision sent:

On a rolling basis beginning (date):	January 1
--------------------------------------	-----------

C17. Reply policy for admitted applicants:

Must reply by (date):	Within 30 days if notified or by May 1
-----------------------	--

C17a. Housing deposit policies

Deadline for housing deposit (MMDD)	No Deadline
Amount of housing deposit	\$100
Refundable if student does not enroll?	
Yes, in full	
Yes, in part	
No	X

C18. Deferred admission:

Deferred admission	Yes	No
Does your institution allow students to postpone enrollment after admission?	X	
If yes, maximum period of postponement:	One year	

C19. Early admission of high school students:

	Yes	No
Early admission of high school students		
Does your institution allow high school students to enroll as full-time, first-time, first-year (freshman) students one year or more before high school graduation?	X	

C20. Common application:

Acceptance of common application	Yes	No
Will you accept the Common Application distributed by the National Association of Secondary School Principals if submitted?	X	
If "yes," are supplemental forms required?	X	
Is your college a member of the Common Application Group?	X	

Early Decision and Early Action**C21. Early decision:**

Early decision plan	Yes	No
Does your institution offer an early decision plan (an admission plan that permits students to apply and be notified of an admission decision well in advance of the regular notification date and that asks students to commit to attending if accepted) for first-time, first-year (freshman) applicants for fall enrollment?		X

C22. Early action:

Non-binding early action plan	Yes	No
Do you have a non-binding early action plan whereby students are notified of an admission decision well in advance of the regular notification date but do not have to commit to attending your college?		X
Is your early action plan a "restrictive" plan under which you limit students from applying to other early plans?		X

D. TRANSFER ADMISSION

D1. Transfer admission:

Transfer admission	Yes	No
Does your institution enroll transfer students?	X	
If yes, may transfer students earn advanced standing credit by transferring credits earned from course work completed at other colleges/universities?	X	

D2. Number of students who applied, were admitted, and enrolled as degree-seeking transfer students in fall 2005:

Gender	Applicants	Admitted Applicants	Enrolled Applicants
Men	65	21	11
Women	88	25	17
Total	153	46	28

D2a. Advanced standing of fall 2005 new admits receiving transfer credit:

Advanced Standing	Number	Percent
Exempted from first semester	9	26%
Exempted from second semester	10	29%
Exempted from third semester	15	44%
Total	34	100%

Note: * Include transfer students and first-time, first-year students who received transfer credits via dual enrollment.

Application for Admission

D3. Terms for which transfers may enroll:

Term	Yes
Fall	X
Winter	
Spring	X
Summer	

D4. Minimum number of transfer credits requirement:

Minimum number of transfer credits requirement	Yes	No
Must a transfer applicant have a minimum number of credits completed or else must apply as an entering freshman?		X
If yes, what is the minimum number of credits and the unit of measure?		

D5. Items required of transfer students to apply for admission:

Items required for application	Required of All	Recommended of All	Recommended of Some	Required for Some	Not Required
High school transcript				X	
College transcript(s)		X			
Essay or personal statement		X			
Interview			X		
Standardized test scores				X	
Statement of good standing from prior institution(s)		X			

D6. Minimum high school grade point average required of transfer applicants (on a 4.0 scale):	2.00
D7. Minimum college grade point average required of transfer applicants (on a 4.0 scale):	2.00
D8. Other application requirements specific to transfer applicants: applicants must complete an essay giving reasons for leaving their previous institution, unless they have received or plan to complete an A.A. or A.S. degree prior to enrolling at New College.	

D9. Application priority, closing, notification, and candidate reply dates for transfer students:

Term	Priority Date	Closing Date	Notification Date	Reply Date	Rolling Admission
Fall	2/1	5/1	*	5/1	X
Winter					
Spring	12/31	12/31	*	12/31	X
Summer					

*Note: * Within 3 weeks of receipt of completed admission file.*

D10.–11. Not applicable.

Transfer Credit Policies

D12. Lowest grade earned for any course that may be transferred for credit: C

D13.-14. Maximum number of credits or courses that may be transferred from a two-year or four-year institution: Three of seven semester-long academic contracts and one of three month-long Independent Study Projects required for graduation may be granted to transfer students. For transfer purposes, a minimum of 52 liberal arts and sciences credits are required for the foregoing.

D15. Not applicable.

D16. Minimum number of credits that transfers must complete to earn a bachelor's degree: Transfer students must be in academic residence for a minimum of four semester-long academic contracts and two month-long Independent Study Projects.

D17. Other transfer credit policies: Only liberal arts and sciences credits from an accredited post-secondary, degree-granting college or university are accepted for transfer.

Arts and sciences courses completed with a grade of "C" or above at an accredited post secondary degree-granting college or university are accepted for transfer credit at New College. Transferable credits must appear on an official transcript. These courses generally fall into the following categories:

Humanities	Natural Sciences	Social Sciences
Art History	Biology	Anthropology
Classics	Botany	Economics
Fine Arts (Studio Arts)	Chemistry	Geography
Languages*	Computer Science	History
Literature	Geology	Political Science
Music	Mathematics**	Psychology
Philosophy	Physics	Sociology
Photography ***		
Religion		

Note: * Language credit (including Sign Language) transfers only if the language has been studied one year or more.
 ** Mathematics courses accepted for transfer include Pre-Calculus level and above courses. Statistics courses also are accepted for transfer.
 ***Generally, only one photography course may transfer.

All New College graduates must have been in academic residence for a minimum of four semester contracts and two Independent Study Projects (ISPs). Generally, 16 semester hour credits correspond to one New College semester contract; 4 credits correspond to one ISP.

Number of Credits	Exemptions
Fewer than 16	None
16-19	1 Contract
20-35	1 Contract and 1 ISP
36-51	2 Contracts and 1 ISP
52 or more	3 Contracts and 1 ISP

E. ACADEMIC OFFERINGS AND POLICIES

E1. Special study options available:

Accelerated program	
Cooperative (work-study) program	
Cross-registration	X
Distance learning	
Double major	X
Dual enrollment	
English as a Second Language (ESL)	
Exchange student program (domestic)	X
External degree program	
Honors Program	X
Independent study	X
Internships	X
Liberal arts/career combination	
Student-designed major	X
Study abroad	X
Teacher certification program	
Weekend college	
Other (specify): Academic contract, January Interterm (independent study), narrative evaluation/pass-fail, senior thesis, tutorials, undergraduate research.	X

Special or unique academic programs:

- 1) The New College academic contract whereby each student develops her/his individual academic program of coursework, tutorials, field and lab research, study abroad, and so on, in close consultation with a faculty member. See Catalog on the Web www.ncf.edu/Catalog
- 2) Non-graded, narrative evaluation, which encourages exploration and mastery.
- 3) Intensive "Independent Study Projects" during January which can be highly individual but can also involve group activities, such as an acting workshop or an ecological tour of Florida.
- 4) Competitive grants programs to support student research.

E1a. Majors* (areas of concentration) offered leading to a bachelor's degree:

Anthropology	Humanities	Political Science
Art History	International and Area Studies	Psychology
Biology	Languages: Foreign Language and Literature	Public Policy
Chemistry	Literature	Religion
Classics	Literature: British and American	Russian Language and Literature
Economics	Mathematics	Social Sciences
Environmental Studies	Medieval and Renaissance Studies	Sociology
French Language Literature	Music	Spanish Language and Literature
Gender Studies**	Natural Sciences	Theater**
German Language and Literature	Philosophy	Urban Studies
History	Physics	Visual Arts

Note: * Students may arrange multi-disciplinary, interdisciplinary and special topic concentrations.

** Available only in conjunction with another area of concentration.

E2. Has been removed from the common data set

E3. Areas in which all or most students are required to complete some course work prior to graduation:

Arts/fine arts	Humanities	X
Computer literacy	Mathematics	
English (including composition)	Philosophy	
Foreign languages	Sciences (biological or physical)	X
History	Social science	X
Other (describe):		

***E3a. Majors (excluding General Studies and divisional majors) with the highest enrollment among May 2005 graduates, with the percent of the graduates earning a degree in the major:**

Major	Percent
Psychology	7%
Anthropology	6%
History, Humanities (tie)	5%

***E3b. Distribution of May 2005 graduates by academic division:**

Academic division	Percent
Social Sciences	37%
Humanities	34%
Natural Sciences	18%
Environmental Studies	4%
Interdisciplinary Studies	4%
General Studies	3%

***E3c. Percent of May 2005 graduates who undertook study abroad for credit toward their degrees: 13%**

***E3d. Percent of May 2005 graduates who undertook off-campus study for credit toward their degrees: 21%**

E4.-8. Library Collections: The CDS publishers will collect library data a gain when a new Academic Libraries Survey is fielded.

***E8a. Total endowment:** \$33,082,153 Endowments are held on behalf of New College of Florida by New College Foundation, Inc., an independent, not-for-profit corporation that has been qualified by the federal Internal Revenue Service as an IRC 501(c)3 organization.

F. STUDENT LIFE

F1. Percentages of first-time, first-year (freshman) students and all degree-seeking undergraduates enrolled in fall 2005 who fit the following categories:

Category	First-time, first-year (freshman) students	All students
Percent who are from out of state (exclude international/ nonresident aliens)*	25%	25%
Percent of men who join fraternities**	0%	0%
Percent of women who join sororities**	0%	0%
Percent who live in college-owned, -operated, or -affiliated housing**	96%	68%
Percent who live off campus or commute**	4%	32%
Percent of students age 25 and older	0%	4.7%
Average age of full-time students	18.3	20.4
Average age of all students (full- and part-time)	18.3	20.4

Note: * Based upon students' state of residence at time of admission. The percent represents the proportion of out-of-state students in the cohort excluding all international/nonresident aliens.

** Based upon information provided by the Office of Housing.

F2. Activities offered:

Choral groups	X
Concert band	
Dance	X
Drama/theater	X
Jazz band	
Literary magazine	X
Marching band	
Music ensembles	X
Musical theater	X
Opera	
Pep band	
Radio station*	X
Student government	X
Student newspaper	X
Student-run film society	X
Symphony orchestra	
Television station	
Yearbook	

Note: * 89.9 FM, under 1/2-watt, non-licensed station under FCC experimental community radio authority.

F3. ROTC (programs offered in cooperation with Reserve Officers' Training

ROTC program	On Campus	At Cooperating Institution	Name of Cooperating Institution
Army ROTC is offered:	No	No	
Naval ROTC is offered:	No	No	
Air Force ROTC is offered:	No	No	

F4. Housing:

Housing type	Yes
Coed dorms	X
Men's dorms	
Women's dorms	
Apartments for married students	
Apartments for single students	X
Special housing for disabled students	X
Special housing for international students	
Fraternity/sorority housing	
Cooperative housing	
Other housing options (specify): Wellness Housing; specialized housing options may be arranged in response to student interest.	X

G. ANNUAL EXPENSES

G1. Undergraduate full-time tuition, required fees, room and board for 2005-2006 academic year:

In-district/In-state	\$3,616
Out-of-state	\$19,374
Nonresident aliens	\$19,374
Required fees (included in tuition)	\$0
ROOM AND BOARD (on-campus)	\$6,213
ROOM ONLY (on-campus)*	\$3,896
BOARD ONLY (on-campus meal plan)	\$2,317

Note: * Partial board plan required with room. All amounts rounded to the nearest dollar.

G2. Number of credits per term a student can take for the stated full-time tuition:

Fall	Independent Study Project Period	Spring
16	4	16

G3. Do tuition and fees vary by year of study (e.g., sophomore, junior, senior)?

Yes	No
	X

***G3a. Tuition increase from academic year 2004-2005 to 2005-2006:**

Tuition	2004-2005	2005-2006	Percent increase
In-district/In-state	\$3,452	\$3,616	4.8%
Out-of-state/Nonresident aliens	\$18,460	\$19,374	5.0%

G4. If tuition and fees vary by undergraduate instructional program, describe briefly: N/A

G5. Estimated expenses for a typical full-time undergraduate student for 2005-2006:

	Residents	Commuters (living-at-home)	Commuters not (living-at-home)
Books and supplies	\$800	\$800	\$800
Room only	\$3,970	\$1,518	\$5,204
Board only	\$2,360	\$282	\$2,296*
Transportation	\$1,100	\$1,100	\$1,100
Other expenses	\$2,700	\$2,700	\$2,700

*Note: * Mandatory minimum off-campus meal plan.*

G6. Undergraduate per-credit-hour charges for 2005-2006:

Per Credit Hour Charge	Tuition & Fees	Tuition Only
In-district/In-state	\$100	\$72
Out-of-state/ Nonresident aliens	\$538	\$489

***G7. Estimated full-time tuition including required fee for Academic Year 2006-2007*:**

In-district/In-state	\$3,800
Out-of-state	\$20,500
Nonresident aliens	\$20,500

*Note: * The estimate comes from the Financial Aid Office. The total estimate is for 16 credit hours in Fall semester, 4 credit hours in the interterm and 16 credit hours in the Spring semester.*

***G8. Estimated expenses for a typical full-time undergraduate student for 2006-2007:**

	Residents	Commuters (living-at-home)	Commuters (not living-at-home)
Books and supplies	\$800	\$800	\$800
Room only	\$4,170	\$1,518	\$5,000
Board only	\$2,580	\$282	\$3,000*
Transportation	\$1,100	\$1,100	\$1,100
Other expenses	\$2,600	\$2,600	\$2,600

*Note: * Mandatory minimum off-campus meal plan.*

H. Financial Aid

Aid Awarded to Enrolled Undergraduates

H1. Estimated aid awarded to degree-seeking (using the same cohort reported in Question B1. Aid awarded to international students – i.e., those not qualifying for federal aid – is included. Aid that is non-need-based but that was used to meet need is reported in the need-based aid columns):

The academic year for which data are reported for items H1, H2, H2A, and H6: 2005-2006 estimated

Which needs-analysis methodology does your institution use in awarding institutional aid?

Federal methodology (FM)	X
Institutional methodology (IM)	
Both FM and IM	

Financial aid category	Need-based*(\$)	Non-need-based**(\$)
Scholarships/Grants		
Federal	433,900	7,500
State (i.e., all states, not only the state in which your institution is located)	569,988	1,321,836
Institutional (endowment, alumni, or other institutional awards) and external funds awarded by the college excluding athletic aid and tuition waivers (which are reported below)	683,106	1,075,899
Scholarships/grants from external sources (e.g., Kiwanis, National Merit) not awarded by the college	77,037	45,497
Total Scholarships/Grants	1,764,031	2,450,732
Self-Help		
Student loans from all sources (excluding parent loans)	863,282	362,428
Federal Work-Study	0	0
State and other (e.g., institutional) work-study/employment (Note: Excludes Federal Work-Study captured above.)	166,731	0
Total Self-Help	1,030,013	362,428
Parent Loans	28,181	222,495
Tuition Waivers***	266,686	378,219
Athletic Awards	0	0

Note: * Need-based include non-need-based aid use to meet need.

** Non-need-based exclude non-need-based aid use to meet need.

*** Reporting is optional. Report tuition waivers in this row if you choose to report them. Do not report tuition waivers elsewhere.

H2. Number of enrolled students awarded aid: (Aid that is non-need-based but that was used to meet need should be counted as need-based aid.)

Enrolled students awarded aid	First-time full-time freshmen	All students (Including Freshmen)
a) Number of degree-seeking undergraduate students (CDS Item B1 if reporting on Fall 2004 cohort)	218	761
b) Number of students in line a who applied for need-based financial aid	144	420
c) Number of students in line b who were determined to have financial need	76	276
d) Number of students in line c who were awarded any financial aid	76	276
e) Number of students in line d who were awarded any need-based scholarship or grant aid	76	269
f) Number of students in line d who were awarded any need-based self-help aid	49	216
g) Number of students in line d who were awarded any non-need-based scholarship or grant aid	27	54
h) Number of students in line d whose need was fully met (exclude PLUS loans, unsubsidized loans, and private alternative loans)	55	190
i) On average, the percentage of need that was met of students who were awarded any need-based aid. Exclude any aid that was awarded in excess of need as well as any resources that were awarded to replace EFC (PLUS loans, unsubsidized loans, and private alternative loans)	96%	94%
j) The average financial aid package of those in line d . Exclude any resources that were awarded to replace EFC (PLUS loans, unsubsidized loans, and private alternative loans)	\$12,085	\$11,792
k) Average need-based scholarship or grant award of those in line e	\$8,439	\$7,549
l) Average need-based self-help award (excluding PLUS loans, unsubsidized loans, and private alternative loans) of those in line f	\$2,944	\$4,405
m) Average need-based loan (excluding PLUS loans, unsubsidized loans, and private alternative loans) of those in line f who were awarded a need-based loan	\$2,215	\$3,764

H2a. Number of enrolled students awarded non-need-based scholarships and grants:

Non-need-based scholarships and grants	First-time full-time freshmen	All students (Including Freshmen)
n) Number of students in line a who had no financial need and who were awarded institutional non-need-based scholarship or grant aid (exclude those who were awarded athletic awards and tuition benefits)	141	371
o) Average dollar amount of institutional non-need-based scholarship and grant aid awarded to students in line n	\$3,885	\$3,580
p) Number of students in line a who were awarded an institutional non-need-based athletic scholarship or grant	0	0
q) Average dollar amount of institutional non-need-based athletic scholarships and grants awarded to students in line p	0	0

H3. Incorporated into H1 above.

H4.

Provide the percentage of the 2005 undergraduate class who graduated between July 1, 2004 and June 30, 2005 and borrowed at any time through any loan programs (federal, state, subsidized, unsubsidized, private, etc.; exclude parent loans). Include only students who borrowed while enrolled at your institution.	38%
--	-----

H5.

Report the average per-borrower cumulative undergraduate indebtedness of those in line H4. Do not include money borrowed at other institutions	\$12,252
--	----------

Aid to Undergraduate Degree-Seeking Nonresident Aliens

H6. Indicate policy regarding financial aid for undergraduate degree-seeking nonresident aliens:

Institutional need-based financial aid is available	X
Institutional non-need-based financial aid is available	X
Institutional financial aid is not available	
If Institutional financial aid is available for undergraduate degree-seeking nonresident aliens, provide the number of undergraduate degree-seeking nonresident aliens who received need-based or non-need-based aid:	14
Average dollar amount of Institutional financial aid awarded to undergraduate degree-seeking nonresident aliens:	\$3,598
Total dollar amount of Institutional financial aid awarded to all undergraduate degree-seeking nonresident aliens:	\$50,365
*Total dollar amount of financial aid from all sources awarded to all undergraduate degree-seeking nonresident aliens:	\$60,050

Note: * This is an NCF customized fact book item.

Process for First-Year/Freshman Students

H7. Financial aid forms nonresident alien first-year financial aid applicants must submit:

Institution's own financial aid form	
CSS/Financial Aid PROFILE	
International Student's Financial Aid Application	
International Student's Certification of Finances	X
Other (specify):	

H8. Financial aid forms domestic first-year (freshman) financial aid applicants must submit:

FAFSA	X
Institution's own financial aid form	
CSS/Financial Aid PROFILE	
State aid form	
Non-custodial PROFILE	
Business/Farm Supplement	
Other (specify):	

H9. Filing dates for first-year (freshman) students:

Priority date for filing required financial aid forms:	March 1
Deadline for filing required financial aid forms:	
No deadline for filing required forms (applications processed on a rolling basis):	X

H10. Notification dates for first-year (freshman) students:

a) Students notified on or about (date):	March 15
b) Students notified on a rolling basis:	Yes
<i>If yes, starting date:</i>	<i>October 1</i>

H11. Reply dates:

Students must reply by (date):	May 1 (or within 4 weeks of notification)
--------------------------------	---

Types of Aid Available

H12. Loans:

Federal direct student loan program (direct loan)	
Direct Subsidized Stafford Loans	
Direct Unsubsidized Stafford Loans	
Direct PLUS Loans	
Federal family education loan program (FFEL)	
FFEL Subsidized Stafford Loans	X
FFEL Unsubsidized Stafford Loans	X
FFEL PLUS Loans	X
Federal Perkins Loans	
Federal Nursing Loans	
State Loans	
College/university loans from institutional funds	
Other (specify):	

H13. Need-based scholarships and grants:

Federal Pell	X
SEOG	
State scholarships/grants	X
Private scholarships	X
College/university scholarship or grant aid from institutional funds	X
United Negro College Fund	
Federal Nursing Scholarship	
Other (specify):	

H14. Criteria used in awarding institutional aid:

Criteria	Non-Need Based	Need-Based
Academics	X	
Alumni affiliation		
Art		
Athletics		
Job skills		
ROTC		
Leadership		
Minority status		
Music/drama		
Religious affiliation		
State/district residency	X	

I INSTRUCTIONAL FACULTY AND CLASS SIZE

I1. Instructional faculty for fall 2005:

Instructional faculty	Full-time	Part-time	Total
a) Total number of instructional faculty	65	10	75
b) Total number who are members of minority groups	10	0	10
c) Total number who are women	31	6	37
d) Total number who are men	34	4	38
e) Total number who are nonresident aliens (international)	1	0	1
f) Total number with doctorate, first professional, or other terminal degree	63	7	70
g) Total number whose highest degree is a master's but not a terminal master's	2	2	4
h) Total number whose highest degree is a bachelor's	0	1	1
i) Total number whose highest degree is unknown or other	0	0	0
j) Total number in stand-alone graduate/professional programs in which faculty teach virtually only graduate-level students	0	0	0

*I1a. Additional characteristics of instructional faculty and teaching for fall 2005:

Number of tenured faculty*	41
Number of tenure track faculty*	20
Number in full-time visiting (non tenure-earning) positions	4
Number in part-time visiting (non tenure-earning) positions	1
Number of adjunct faculty teaching courses during A/Y 2005-2006 (excluding those substituting for regular faculty on leave)**	9
Number of courses per semester offered by regular faculty	142
Number of full-time faculty who taught at least one course during fall 2005	63
Number of tenured faculty who taught at least one course during fall 2005	40
Number of students taking at least one tutorial or IRP during fall 2005	331
Number of courses per semester taught by adjunct faculty (excluding substitute courses covering regular faculty on leave)	12
Percent of regular faculty with earned doctorate or terminal degree in field	97%
Race and ethnicity (regular faculty)	
Asian	1
White	54
Black	5
Hispanic	4
Non-Resident Alien	1

Note: * There is no distinction at New College between tenured and non-tenured faculty in number or level of courses taught.
 ** Adjunct faculty are instructors who temporarily replace faculty on research leave, or who teach specialized courses (e.g. theater, creative writing) to supplement the offerings of regular faculty.
 Alumnae/i Fellows occasionally teach in adjunct capacity.

***11b. Full-Time Faculty by tenure and rank status:**

Rank	Tenured	Tenure Earning	Non-Tenure Earning	Total
Professor	18	0	0	18
Associate Professor	23	0	0	23
Assistant Professor	0	20	2	22
Instructor	0	0	2	2
Total	41	20	4	65

12. Student to Faculty Ratio: 11 to 1 (Based on 761 students and 68 faculty*)

Note: * 65 Full-time plus 1/3 of part-time faculty.

13. Undergraduate Class Size (Total 156 classes offered in fall 2005):

Class Size	Class Sections		Class Sub-Sections
	Number	Percent	
2 to 9 students enrolled	38	24%	*
10 to 19 students enrolled	62	40%	*
20 to 29 students enrolled	37	24%	*
30 to 39 students enrolled	14	9%	*
40 to 49 students enrolled	4	3%	*
50 to 99 students enrolled	1	1%	*
100+ students enrolled	0	0%	*
Total	156	100%	*

Average Class Size: 17

Data Source: New College Student Evaluation System benchmark of dataset
November 29, 2005

Note: Class sections are organized courses meeting in a classroom or similar setting at stated time or times. Individual instruction such as tutorials and one-on-one classes, thesis research, music instruction, and tutoring are excluded. Subsections are any subsection of a course, such as a laboratory, recitation, and discussion subsection supplementary in nature and scheduled to meet separately from the lecture [seminar] portion of the course. Same exclusions apply as to class sections.

* New College instructors often establish class subsections, which may be discussion groups, project teams and practice/problem sessions to enhance classes. These arrangements between instructors and students are not tracked formally by the Registrar, but generally they are noted in published course descriptions.

J Degrees Conferred

J1. Degrees conferred between July 1, 2004 and June 30, 2005:

Program	Bachelor's Degrees	CIP 2000 Categories to Include
Agriculture	0%	1
Natural resources/environmental science	0%	3
Architecture	0%	4
Area and ethnic studies	0%	5
Communications/journalism	0%	9
Communication technologies	0%	10
Computer and information sciences	0%	11
Personal and culinary services	0%	12
Education	0%	13
Engineering	0%	14
Engineering technologies	0%	15
Foreign languages and literature	0%	16
Family and consumer sciences	0%	19
Law/legal studies	0%	22
English	0%	23
Liberal arts/general studies	100%	24
Library science	0%	25
Biological/life sciences	0%	26
Mathematics	0%	27
Military science and technologies	0%	29
Interdisciplinary studies	0%	30
Parks and recreation	0%	31
Philosophy and religious studies	0%	38
Theology and religious vocations	0%	39
Physical sciences	0%	40
Science technologies	0%	41
Psychology	0%	42
Security and protective services	0%	43
Public administration and social services	0%	44
Social sciences	0%	45
Construction trades	0%	46
Mechanic and repair technologies	0%	47
Precision production	0%	48
Transportation and materials moving	0%	49
Visual and performing arts	0%	50
Health professions and related sciences	0%	51
Business/marketing	0%	52
History	0%	54
Other		
Total	100%	

Note: * All New College of Florida degrees are awarded in CIP Code 24.0199.

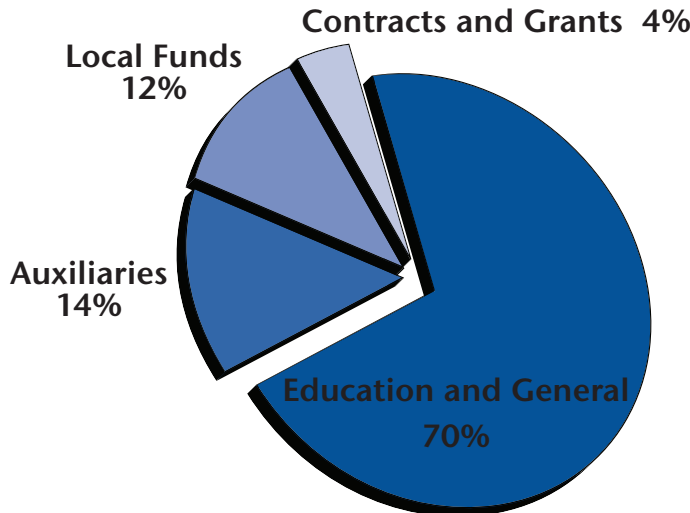
K Fiscal Resources

K1. 2005-2006 budgeted operating expenditures:

Budget Entity	Budgeted Amount	Percent
Education and General	\$16,983,712*	70%
Contracts and Grants	\$1,017,382	4%
Auxiliary Enterprises	\$3,307,285	14%
Local Funds	\$2,976,564	12%
Total	\$24,284,943	100%

Data Source: NCF 2005-06 Operating Budget File Reports and E&G Budget Amendments.

Note: * The amended Education and General budgeted amount is different from the one submitted to the Florida State University System at the beginning of budget year, and is the result of subsequent budget amendments and adjustment of tuition revenues and waivers.



K2. 2003-2004 and 2004-2005 Education & General operating expenditures by program activities:

Program Activity	2003-2004 Expenditure		2004-2005 Expenditure	
	Amount	Percent	Amount	Percent
Administrative Direction & Support Services	\$3,673,082	28%	\$4,068,721	27%
Instruction and Research	\$5,442,004	41%	\$5,970,686	40%
Libraries*/Audio Visual	\$692,954	5%	\$774,099	5%
Physical Plant Management*	\$1,172,380	9%	\$1,456,990	9%
Student Services	\$2,212,761	17%	\$2,836,222	19%
Total	\$13,193,181		\$15,106,718	

Data Source: NCF 2004-05 and 2005-06 Operating Budget File Reports

Note: * Jane Bancroft Cook Library operations and Physical Plant operations provide support to both New College and USF Sarasota/Manatee. The values reported here represent NCF expenditures, exclusive of USF Sarasota/Manatee expenditures in support of these operations.

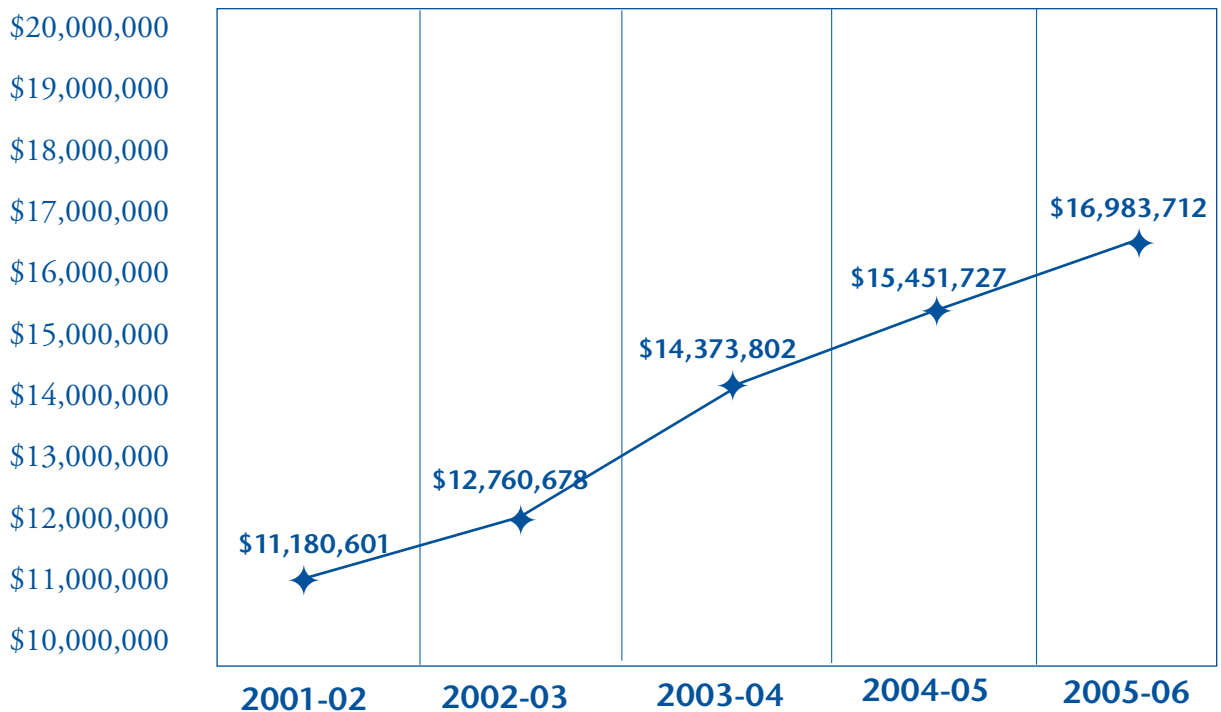
K3. Actual expenditures (in thousands) by fund 2001-2002 through 2005-2006:

Fund	Actual 2001-2002	Actual 2002-2003	Actual 2003-2004	Actual 2004-2005	Budget 2005-2006
Education & General	\$10,219	\$11,358	\$13,193	\$15,107	\$16,984*
Contracts & Grants	\$689	\$572	\$940	\$1,317	\$1,017
Local Funds					
Student Activity	\$168	\$174	\$213	\$246	\$253
Concession Fund	\$3	\$7	\$8	\$8	\$10
Financial Aid	\$2,246	\$2,224	\$2,584	\$2,594	\$2,714
Auxiliary Enterprises	\$1,991	\$2,913	\$2,896	\$2,956	\$3,307
Grand Total	\$15,316	\$17,248	\$19,834	\$22,228	24,285
% Increase from Prior Year		13%	15%	12%	8%

Data Source: NCF 2001-02 to 2005-06 Operating Budget File Reports and E&G Budget Amendments.

Note: * The amended Education and General appropriation is different from the one submitted to the Florida State University System at the beginning of budget year, and is the result of subsequent budget amendments and adjustment of tuition revenues and waivers.

K4. Education & General appropriation* from 2001-2002 to 2005-2006:



Data Source: NCF 2001-02 to 2005-06 Operating Budget File Reports and E&G Budget Amendments.

Note: * The amended Education and General appropriation is different from the one submitted to the Florida State University System at the beginning of budget year, and is the result of subsequent budget amendments and adjustment of tuition revenues and waivers.

L Personnel

L1. Full-time employees:

All Employees	Male	Female	Total
Executive/Administrative/Managerial	15	19	34
Instructional/Research/Public Service Faculty	35	31	66
Other Professionals	18	26	44
Clerical and Secretarial	1	18	19
Technical/Para-professional	8	6	14
Skilled Craft	9	1	10
Service/Maintenance	25	14	39
Total	111	115	226

Data Source: IPEDS, 2005 Fall Staff Survey, including all salaried employees with one full-time equivalent appointment.

L2. Part-time employees:

All Employees	Male	Female	Total
Executive/Administrative/Managerial	2		2
Instructional/Research/Public Service Faculty	4	6	10
Other Professionals	1	1	2
Clerical and Secretarial	1	1	2
Technical/Para-professional	1	1	2
Skilled Craft			
Service/Maintenance			
Total	9	9	18

Data Source: IPEDS, 2005 Fall Staff Survey, including adjunct faculty and salaried employees with less than one full-time equivalent appointment.

Common Data Set Definitions

As published on the web at www.commondataset.org

- *All definitions related to the financial aid section appear at the end of the Definitions document.*
- *Items preceded by an asterisk (*) represent definitions agreed to among publishers which do not appear on the CDS document but may be present on individual publishers' surveys.*

***Academic advisement:** Plan under which each student is assigned to a faculty member or a trained adviser, who, through regular meetings, helps the student plan and implement immediate and long-term academic and vocational goals.

Accelerated program: Completion of a college program of study in fewer than the usual number of years, most often by attending summer sessions and carrying extra courses during the regular academic term.

Admitted student: Applicant who is offered admission to a degree-granting program at your institution.

***Adult student services:** Admission assistance, support, orientation, and other services expressly for adults who have started college for the first time, or who are re-entering after a lapse of a few years.

American Indian or Alaska native: A person having origins in any of the original peoples of North America and who maintains cultural identification through tribal affiliation or community recognition.

Applicant (first-time, first year): An individual who has fulfilled the institution's requirements to be considered for admission (including payment or waiving of the application fee, if any) and who has been notified of one of the following actions: admission, nonadmission, placement on waiting list, or application withdrawn (by applicant or institution).

Application fee: That amount of money that an institution charges for processing a student's application for acceptance. This amount is not creditable toward tuition and required fees, nor is it refundable if the student is not admitted to the institution.

Asian or Pacific Islander: A person having origins in any of the original peoples of the Far East, Southeast Asia, the Indian Subcontinent, or Pacific Islands. This includes people from China, Japan, Korea, the Philippine Islands, American Samoa, India, and Vietnam.

Associate degree: An award that normally requires at least two but less than four years of full-time equivalent college work.

Bachelor's degree: An award (baccalaureate or equivalent degree, as determined by the Secretary of the U.S. Department of Education) that normally requires at least four years but not more than five years of full-time equivalent college-level work. This includes ALL bachelor's degrees conferred in a five-year cooperative (work-study plan) program. (A cooperative plan provides for alternate class attendance and employment in business, industry, or government; thus, it allows students to combine actual work experience with their college studies.) Also, it includes bachelor's degrees in which the normal four years of work are completed in three years.

Black, non-Hispanic: A person having origins in any of the black racial groups of Africa (except those of Hispanic origin).

Board (charges): Assume average cost for 19 meals per week or the maximum meal plan.

Books and supplies (costs): Average cost of books and supplies. Do not include unusual costs for special groups of students (e.g., engineering or art majors), unless they constitute the majority of students at your institution.

Calendar system: The method by which an institution structures most of its courses for the academic year.

***Career and placement services:** A range of services, including (often) the following: coordination of visits of employers to campus; aptitude and vocational testing; interest inventories, personal counseling; help in resume writing, interviewing, launching the job search; listings for those students desiring employment and those seeking permanent positions; establishment of a permanent reference folder; career resource materials.

Carnegie units: One year of study or the equivalent in a secondary school subject.

Certificate: See Postsecondary award, certificate, or diploma.

Class rank: The relative numerical position of a student in his or her graduating class, calculated by the high school on the basis of grade-point average, whether weighted or unweighted.

College-preparatory program: Courses in academic subjects (English, history and social studies, foreign languages, mathematics, science, and the arts) that stress preparation for college or university study.

Common Application: The standard application form distributed by the National Association of Secondary School Principals for a large number of private colleges who are members of the Common Application Group.

Community service program: Referral center for students wishing to perform volunteer work in the community or participate in volunteer activities coordinated by academic departments.

Commuter: A student who lives off campus in housing that is not owned by, operated by, or affiliated with the college. This category includes students who commute from home and students who have moved to the area to attend college.

Contact hour: A unit of measure that represents an hour of scheduled instruction given to students. Also referred to as clock hour.

Continuous basis (for program enrollment): A calendar system classification that is used by institutions that enroll students at any time during the academic year. For example, a cosmetology school or a word processing school might allow students to enroll and begin studies at various times, with no requirement that classes begin on a certain date.

Cooperative housing: College-owned, -operated, or -affiliated housing in which students share room and board expenses and participate in household chores to reduce living expenses.

Cooperative (work-study plan) program: A program that provides for alternate class attendance and employment in business, industry, or government.

***Counseling service:** Activities designed to assist students in making plans and decisions related to their education, career, or personal development.

Credit: Recognition of attendance or performance in an instructional activity (course or program) that can be applied by a recipient toward the requirements for a degree, diploma, certificate, or other formal award.

Credit course: A course that, if successfully completed, can be applied toward the number of courses required for achieving a degree, diploma, certificate, or other formal award.

Credit hour: A unit of measure representing an hour (50 minutes) of instruction over a 15-week period in a semester or trimester system or a 10-week period in a quarter system. It is applied toward the total number of hours needed for completing the requirements of a degree, diploma, certificate, or other formal award.

Cross-registration: A system whereby students enrolled at one institution may take courses at another institution without having to apply to the second institution.

Deferred admission: The practice of permitting admitted students to postpone enrollment, usually for a period of one academic term or one year.

Degree: An award conferred by a college, university, or other postsecondary education institution as official recognition for the successful completion of a program of studies.

Degree-seeking students: Students enrolled in courses for credit who are recognized by the institution as seeking a degree or formal award. At the undergraduate level, this is intended to include students enrolled in vocational or occupational programs.

Differs by program (calendar system): A calendar system classification that is used by institutions that have occupational/vocational programs of varying length. These schools may enroll students at specific times depending on the program desired. For example, a school might offer a two-month program in January, March, May, September, and November; and a three-month program in January, April, and October.

Diploma: See Postsecondary award, certificate, or diploma.

Distance learning: An option for earning course credit at off-campus locations via cable television, internet, satellite classes, videotapes, correspondence courses, or other means.

Doctoral degree: The highest award a student can earn for graduate study. The doctoral degree classification includes such degrees as Doctor of Education, Doctor of Juridical Science, Doctor of Public Health, and the Doctor of Philosophy degree in any field such as agronomy, food technology, education, engineering, public administration, ophthalmology, or radiology. For the Doctor of Public Health degree, the prior degree is generally earned in the closely related field of medicine or in sanitary engineering.

Double major: Program in which students may complete two undergraduate programs of study simultaneously.

Dual enrollment: A program through which high school students may enroll in college courses while still enrolled in high school. Students are not required to apply for admission to the college in order to participate.

Early action plan: An admission plan that allows students to apply and be notified of an admission decision well in advance of the regular notification dates. If admitted, the candidate is not committed to enroll; the student may reply to the offer under the college's regular reply policy.

Early admission: A policy under which students who have not completed high school are admitted and enroll full time in college, usually after completion of their junior year.

Early decision plan: A plan that permits students to apply and be notified of an admission decision (and financial aid offer if applicable) well in advance of the regular notification date. Applicants agree to accept an offer of admission and, if admitted, to withdraw their applications from other colleges. There are three possible decisions for early decision applicants: admitted, denied, or not admitted but forwarded for consideration with the regular applicant pool, without prejudice.

English as a Second Language (ESL): A course of study designed specifically for students whose native language is not English.

Exchange student program-domestic: Any arrangement between a student and a college that permits study for a semester or more at another college in the United States without extending the amount of time required for a degree. See also Study abroad.

External degree program: A program of study in which students earn credits toward a degree through independent study, college courses, proficiency examinations, and personal experience. External degree programs require minimal or no classroom attendance.

Extracurricular activities (as admission factor): Special consideration in the admissions process given for participation in both school and nonschool-related activities of interest to the college, such as clubs, hobbies, student government, athletics, performing arts, etc.

First professional certificate (postdegree): An award that requires completion of an organized program of study designed for persons who have completed the first professional degree. Examples could be refresher courses or additional units of study in a specialty or subspecialty.

First professional degree: An award in one of the following fields: Chiropractic (DC, DCM), dentistry (DDS, DMD), medicine (MD), optometry (OD), osteopathic medicine (DO), rabbinical and Talmudic studies (MHL, Rav), Pharmacy (BPharm, PharmD), podiatry (PodD, DP, DPM), veterinary medicine (DVM), law (LLB, JD), divinity/ministry (BD, MDiv).

First-time student: A student attending any institution for the first time at the level enrolled. Includes students enrolled in the fall term who attended a postsecondary institution for the first time at the same level in the prior summer term. Also includes students who entered with advanced standing (college credit earned before graduation from high school).

First-time, first-year (freshman) student: A student attending any institution for the first time at the undergraduate level. Includes students enrolled in the fall term who attended college for the first time in the prior summer term. Also includes students who entered with advanced standing (college credits earned before graduation from high school).

First-year student: A student who has completed less than the equivalent of 1 full year of undergraduate work; that is, less than 30 semester hours (in a 120-hour degree program) or less than 900 contact hours.

Freshman: A first-year undergraduate student.

***Freshman/new student orientation:** Orientation addressing the academic, social, emotional, and intellectual issues involved in beginning college. May be a few hours or a few days in length; at some colleges, there is a fee.

Full-time student (undergraduate): A student enrolled for 12 or more semester credits, 12 or more quarter credits, or 24 or more contact hours a week each term.

Geographical residence (as admission factor): Special consideration in the admission process given to students from a particular region, state, or country of residence.

Grade-point average (academic high school GPA): The sum of grade points a student has earned in secondary school divided by the number of courses taken. The most common system of assigning numbers to grades counts four points for an A, three points for a B, two points for a C, one point for a D, and no points for an E or F. Unweighted GPAs assign the same weight to each course. Weighting gives students additional points for their grades in advanced or honors courses.

Graduate student: A student who holds a bachelor's or first professional degree, or equivalent, and is taking courses at the post-baccalaureate level.

***Health services:** Free or low cost on-campus primary and preventive health care available to students.

High school diploma or recognized equivalent: A document certifying the successful completion of a prescribed secondary school program of studies, or the attainment of satisfactory scores on the Tests of General Educational Development (GED), or another state-specified examination.

Hispanic: A person of Mexican, Puerto Rican, Cuban, Central or South American, or other Spanish culture or origin, regardless of race.

Honors program: Any special program for very able students offering the opportunity for educational enrichment, independent study, acceleration, or some combination of these.

Independent study: Academic work chosen or designed by the student with the approval of the department concerned, under an instructor's supervision, and usually undertaken outside of the regular classroom structure.

In-state tuition: The tuition charged by institutions to those students who meet the state's or institution's residency requirements.

International student: See Nonresident alien.

Internship: Any short-term, supervised work experience usually related to a student's major field, for which the student earns academic credit. The work can be full- or part-time, on- or off-campus, paid or unpaid.

***Learning center:** Center offering assistance through tutors, workshops, computer programs, or audiovisual equipment in reading, writing, math, and skills such as taking notes, managing time, taking tests.

***Legal services:** Free or low cost legal advice for a range of issues (personal and other).

Liberal arts/career combination: Program in which a student earns undergraduate degrees in two separate fields, one in a liberal arts major and the other in a professional or specialized major, whether on campus or through cross-registration.

Master's degree: An award that requires the successful completion of a program of study of at least the full-time equivalent of one but not more than two academic years of work beyond the bachelor's degree.

Minority affiliation (as admission factor): Special consideration in the admission process for members of designated racial/ethnic minority groups.

***Minority student center:** Center with programs, activities, and/or services intended to enhance the college experience of students of color.

Nonresident alien: A person who is not a citizen or national of the United States and who is in this country on a visa or temporary basis and does not have the right to remain indefinitely.

***On-campus day care:** Licensed day care for students' children (usually age 3 and up); usually for a fee.

Open admission: Admission policy under which virtually all secondary school graduates or students with GED equivalency diplomas are admitted without regard to academic record, test scores, or other qualifications.

Other expenses (costs): Include average costs for clothing, laundry, entertainment, medical (if not a required fee), and furnishings.

Out-of-state tuition: The tuition charged by institutions to those students who do not meet the institution's or state's residency requirements.

Part-time student (undergraduate): A student enrolled for fewer than 12 credits per semester or quarter, or fewer than 24 contact hours a week each term.

***Personal counseling:** One-on-one or group counseling with trained professionals for students who want to explore personal, educational, or vocational issues.

Post-baccalaureate certificate: An award that requires completion of an organized program of study requiring 18 credit hours beyond the bachelor's; designed for persons who have completed a baccalaureate degree but do not meet the requirements of academic degrees carrying the title of master.

Post-master's certificate: An award that requires completion of an organized program of study of 24 credit hours beyond the master's degree but does not meet the requirements of academic degrees at the doctoral level.

Postsecondary award, certificate, or diploma: Includes the following three IPEDS definitions for postsecondary awards, certificates, and diplomas of varying durations and credit/contact hour requirements—

Less Than 1 Academic Year: Requires completion of an organized program of study at the postsecondary level (below the baccalaureate degree) in less than 1 academic year (2 semesters or 3 quarters) or in less than 900 contact hours by a student enrolled full-time.

At Least 1 But Less Than 2 Academic Years: Requires completion of an organized program of study at the postsecondary level (below the baccalaureate degree) in at least 1 but less than 2 full-time equivalent academic years, or designed for completion in at least 30 but less than 60 credit hours, or in at least 900 but less than 1,800 contact hours.

At Least 2 But Less Than 4 Academic Years: Requires completion of an organized program of study at the postsecondary level (below the baccalaureate degree) in at least 2 but less than 4 full-time equivalent academic years, or designed for completion in at least 60 but less than 120 credit hours, or in at least 1,800 but less than 3,600 contact hours.

Private institution: An educational institution controlled by a private individual(s) or by a nongovernmental agency, usually supported primarily by other than public funds, and operated by other than publicly elected or appointed officials.

Private for-profit institution: A private institution in which the individual(s) or agency in control receives compensation, other than wages, rent, or other expenses for the assumption of risk.

Private nonprofit institution: A private institution in which the individual(s) or agency in control receives no compensation, other than wages, rent, or other expenses for the assumption of risk. These include both independent nonprofit schools and those affiliated with a religious organization.

Proprietary institution: See Private for-profit institution.

Public institution: An educational institution whose programs and activities are operated by publicly elected or appointed school officials, and which is supported primarily by public funds.

Quarter calendar system: A calendar system in which the academic year consists of three sessions called quarters of about 12 weeks each. The range may be from 10 to 15 weeks. There may be an additional quarter in the summer.

Race/ethnicity: Category used to describe groups to which individuals belong, identify with, or belong in the eyes of the community. The categories do not denote scientific definitions of anthropological origins. A person may be counted in only one group.

Race/ethnicity unknown: Category used to classify students or employees whose race/ethnicity is not known and whom institutions are unable to place in one of the specified racial/ethnic categories.

Religious affiliation/commitment (as admission factor): Special consideration given in the admission process for affiliation with a certain church or faith/religion, commitment to a religious vocation, or observance of certain religious tenets/lifestyle.

***Religious counseling:** One-on-one or group counseling with trained professionals for students who want to explore religious problems or issues.

***Remedial services:** Instructional courses designed for students deficient in the general competencies necessary for a regular postsecondary curriculum and educational setting.

Required fees: Fixed sum charged to students for items not covered by tuition and required of such a large proportion of all students that the student who does NOT pay is the exception. Do not include application fees or optional fees such as lab fees or parking fees.

Resident alien or other eligible non-citizen: A person who is not a citizen or national of the United States and who has been admitted as a legal immigrant for the purpose of obtaining permanent resident alien status (and who holds either an alien registration card [Form I-551 or I-151], a Temporary Resident Card [Form I-688], or an Arrival-Departure Record [Form I-94] with a notation that conveys legal immigrant status, such as Section 207 Refugee, Section 208 Asylee, Conditional Entrant Parolee or Cuban-Haitian).

Room and board (charges)—on campus: Assume double occupancy in institutional housing and 19 meals per week (or maximum meal plan).

Secondary school record (as admission factor): Information maintained by the secondary school that may include such things as the student's high school transcript, class rank, GPA, and teacher and counselor recommendations.

Semester calendar system: A calendar system that consists of two semesters during the academic year with about 16 weeks for each semester of instruction. There may be an additional summer session.

Student-designed major: A program of study based on individual interests, designed with the assistance of an adviser.

Study abroad: Any arrangement by which a student completes part of the college program studying in another country. Can be at a campus abroad or through a cooperative agreement with some other U.S. college or an institution of another country.

***Summer session:** A summer session is shorter than a regular semester and not considered part of the academic year. It is not the third term of an institution operating on a trimester system or the fourth term of an institution operating on a quarter calendar system. The institution may have 2 or more sessions occurring in the summer months. Some schools, such as vocational and beauty schools, have year-round classes with no separate summer session.

Talent/ability (as admission factor): Special consideration given to students with demonstrated talent/abilities in areas of interest to the institution (e.g., sports, the arts, languages, etc.).

Teacher certification program: Program designed to prepare students to meet the requirements for certification as teachers in elementary, middle/junior high, and secondary schools.

Transfer applicant: An individual who has fulfilled the institution's requirements to be considered for admission (including payment or waiving of the application fee, if any) and who has previously attended another college or university and earned college-level credit.

Transfer student: A student entering the institution for the first time but known to have previously attended a postsecondary institution at the same level (e.g., undergraduate). The student may transfer with or without credit.

Transportation (costs): Assume two round trips to student's hometown per year for students in institutional housing or daily travel to and from your institution for commuter students.

Trimester calendar system: An academic year consisting of 3 terms of about 15 weeks each.

Tuition: Amount of money charged to students for instructional services. Tuition may be charged per term, per course, or per credit.

***Tutoring:** May range from one-on-one tutoring in specific subjects to tutoring in an area such as math, reading, or writing. Most tutors are college students; at some colleges, they are specially trained and certified.

Undergraduate: A student enrolled in a four- or five-year bachelor's degree program, an associate degree program, or a vocational or technical program below the baccalaureate.

Unit: a standard of measurement representing hours of academic instruction (e.g., semester credit, quarter credit, contact hour).

***Veteran's counseling:** Helps veterans and their dependents obtain benefits for their selected program and provides certifications to the Veteran's Administration. May also provide personal counseling on the transition from the military to a civilian life.

***Visually impaired:** Any person whose sight loss is not correctable and is sufficiently severe as to adversely affect educational performance.

Volunteer work (as admission factor): Special consideration given to students for activity done on a volunteer basis (e.g., tutoring, hospital care, working with the elderly or disabled) as a service to the community or the public in general.

Wait list: List of students who meet the admission requirements but will only be offered a place in the class if space becomes available.

Weekend college: A program that allows students to take a complete course of study and attend classes only on weekends.

White, non-Hispanic: A person having origins in any of the original peoples of Europe, North Africa, or the Middle East (except those of Hispanic origin).

***Women's center:** Center with programs, academic activities, and/or services intended to promote an understanding of the evolving roles of women.

Work experience (as admission factor): Special consideration given to students who have been employed prior to application, whether for relevance to major, demonstration of employment-related skills, or as explanation of student's academic and extracurricular record.

Financial Aid Definitions

Awarded aid: The dollar amounts offered to financial aid applicants.

Financial aid applicant: Any applicant who submits any one of the institutionally required financial aid applications/forms, such as the FAFSA.

Indebtedness: Aggregate dollar amount borrowed through any loan programs (federal, state, subsidized, unsubsidized, private, etc.; excluding parent loans) while the student was enrolled at an institution. Student loans co-signed by a parent are assumed to be the responsibility of the student and should be included.

Institutional and external funds: Endowment, alumni, or external monies for which the institution determines the recipient or the dollar amount awarded.

Financial need: As determined by your institution using the federal methodology and/or your institution's own standards.

Need-based aid: College-funded or college-administered award from institutional, state, federal, or other sources for which a student must have financial need to qualify. This includes both institutional and noninstitutional student aid (grants, jobs, and loans).

Need-based scholarship or grant aid: Scholarships and grants from institutional, state, federal, or other sources for which a student must have financial need to qualify.

Need-based self-help aid: Loans and jobs from institutional, state, federal, or other sources for which a student must demonstrate financial need to qualify.

Non-need-based scholarship or grant aid: Scholarships and grants, gifts, or merit-based aid from institutional, state, federal, or other sources (including unrestricted funds or gifts and endowment income) awarded solely on the basis of academic achievement, merit, or any other non-need-based reason. When reporting questions H1 and H2, non-need-based aid that is used to meet need should be counted as need-based aid.

Note: Suggested order of precedence for counting non-need money as need-based:

- Non-need institutional grants,
- Non-need tuition waivers,
- Non-need athletic awards
- Non-need federal grants,
- Non-need state grants,
- Non-need outside grants
- Non-need student loans,
- Non-need parent loans,
- Non-need work

Scholarships/grants from external sources: Monies received from outside (private) sources that the student brings with them (e.g., Kiwanis, National Merit scholarships). The institution may process paperwork to receive the dollars, but it has no role in determining the recipient or the dollar amount awarded.

Work study and employment: Federal and state work study aid, and any employment packaged by your institution in financial aid awards.



OVUM COL

*Founded in 1960, New College of Florida is the state's public honors college for the liberal arts and sciences.
The campus is located along Sarasota Bay on the grounds of the former Charles Ringling and Ralph Caples Estates.*



New College
THE HONORS COLLEGE of Florida

5800 Bay Shore Road, Sarasota Florida, 34243